

Form K6419
(Supersedes K6222)

ILLUSTRATED
LIST OF PARTS

FOR

SINGER**
MACHINES

Nos. 133K12 to 133K15,
133K17 and 133K18



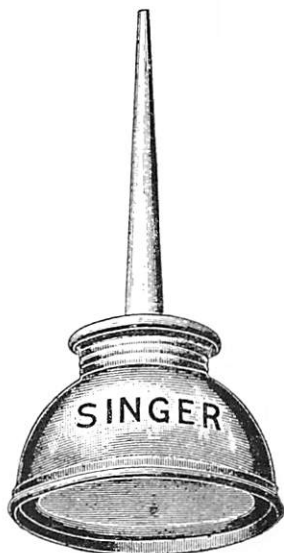
** A Trademark of THE SINGER MANUFACTURING COMPANY

© 1961, THE SINGER MANUFACTURING COMPANY

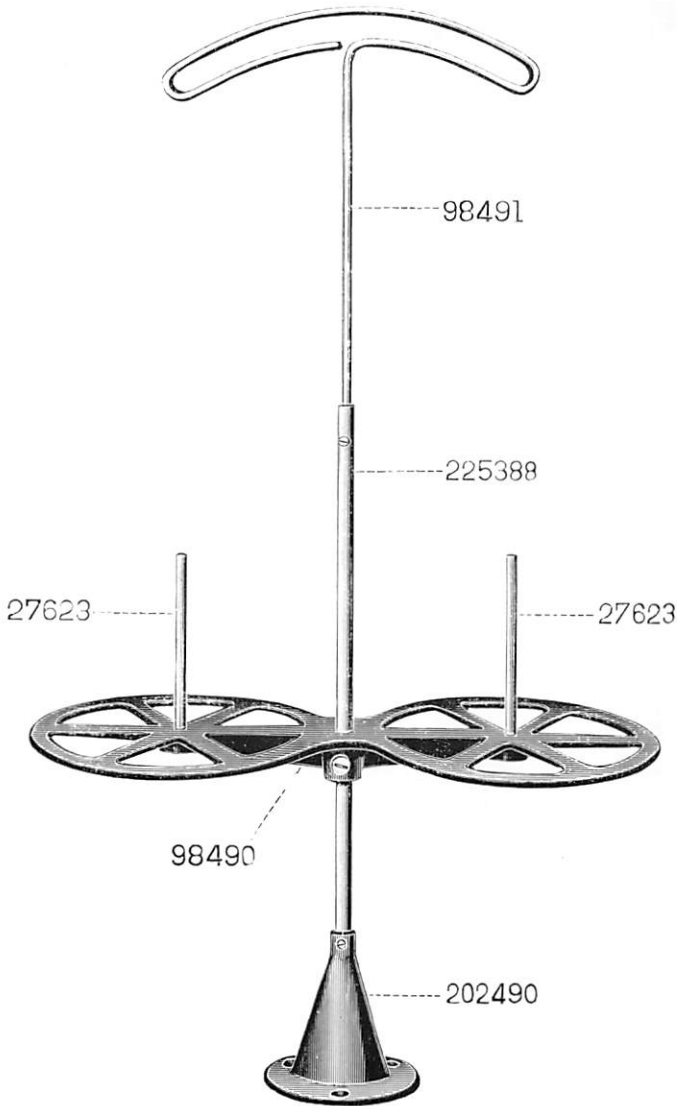
86611




120342




98492






98428




98429



97612



97611



98422




97794




97653



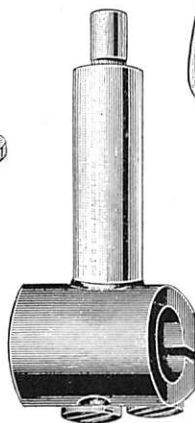
97645



98420



97649



97622



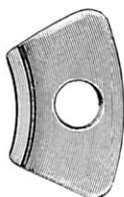
97696



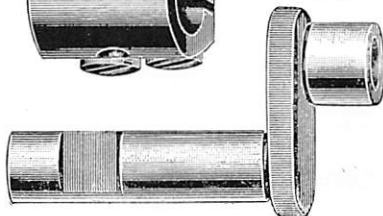
82525



213655



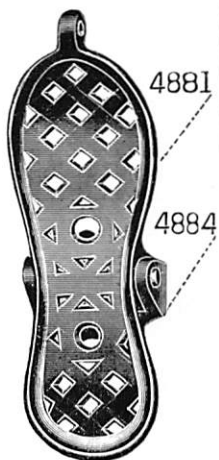
97687




97791




4885




98486




98414




98415




98409




98416




98410



98406



98411



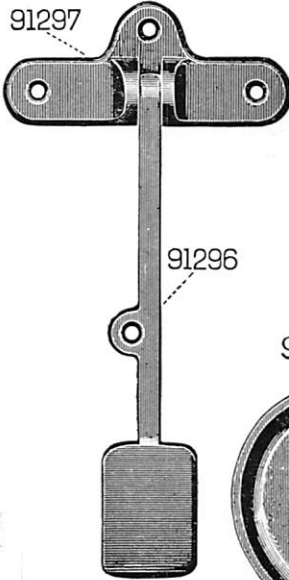
98498



97806



91299




91297

91296


98502




98499



97726




97727



97706



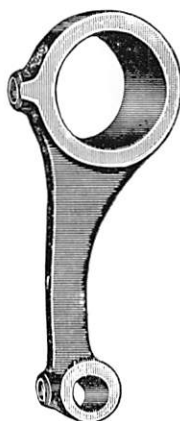
97733




97739




97735




97732




97736




97768




97730




97777



97731



97763




97737

97742

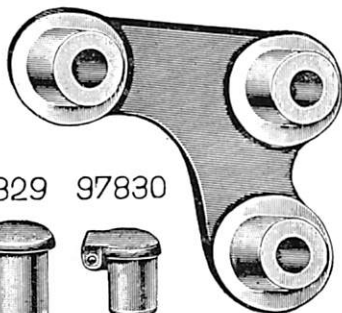
97802

97762



97729

97803

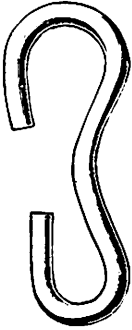


97829

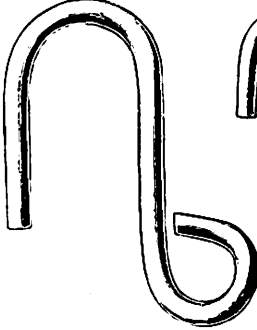
97830



39575



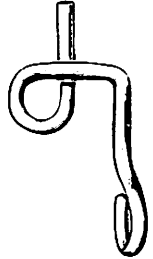
56864



39576



95024



98484



97826




125044



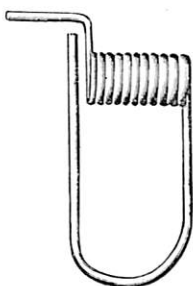
52045



98487




4883




4882




98407






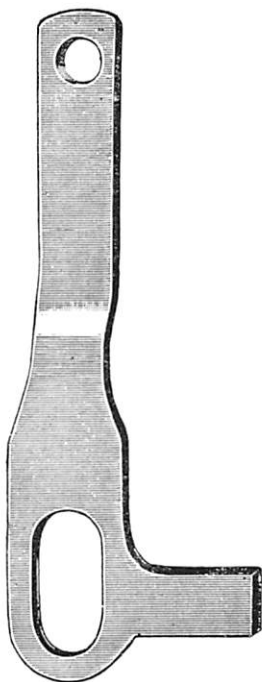
98573




98579




98575




98571

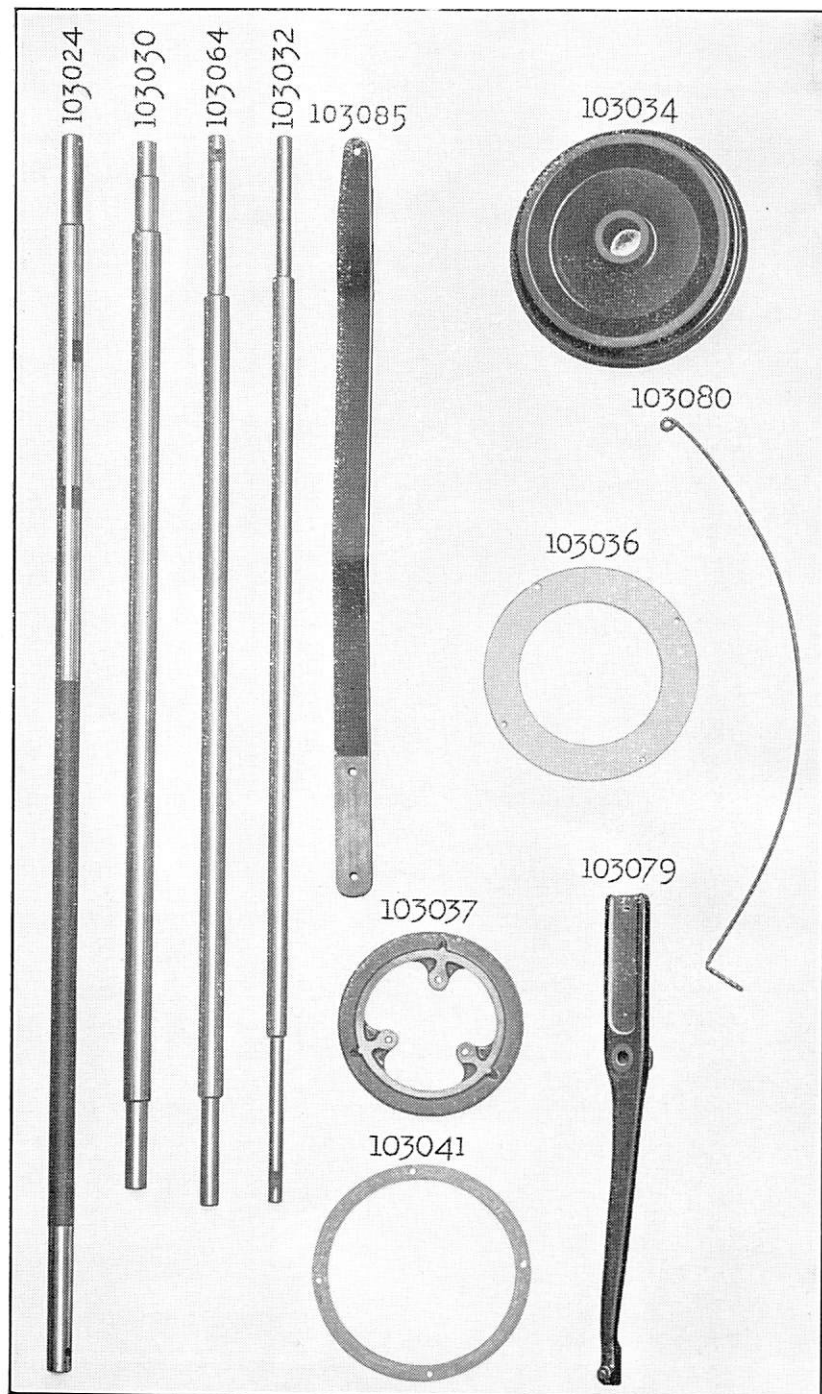


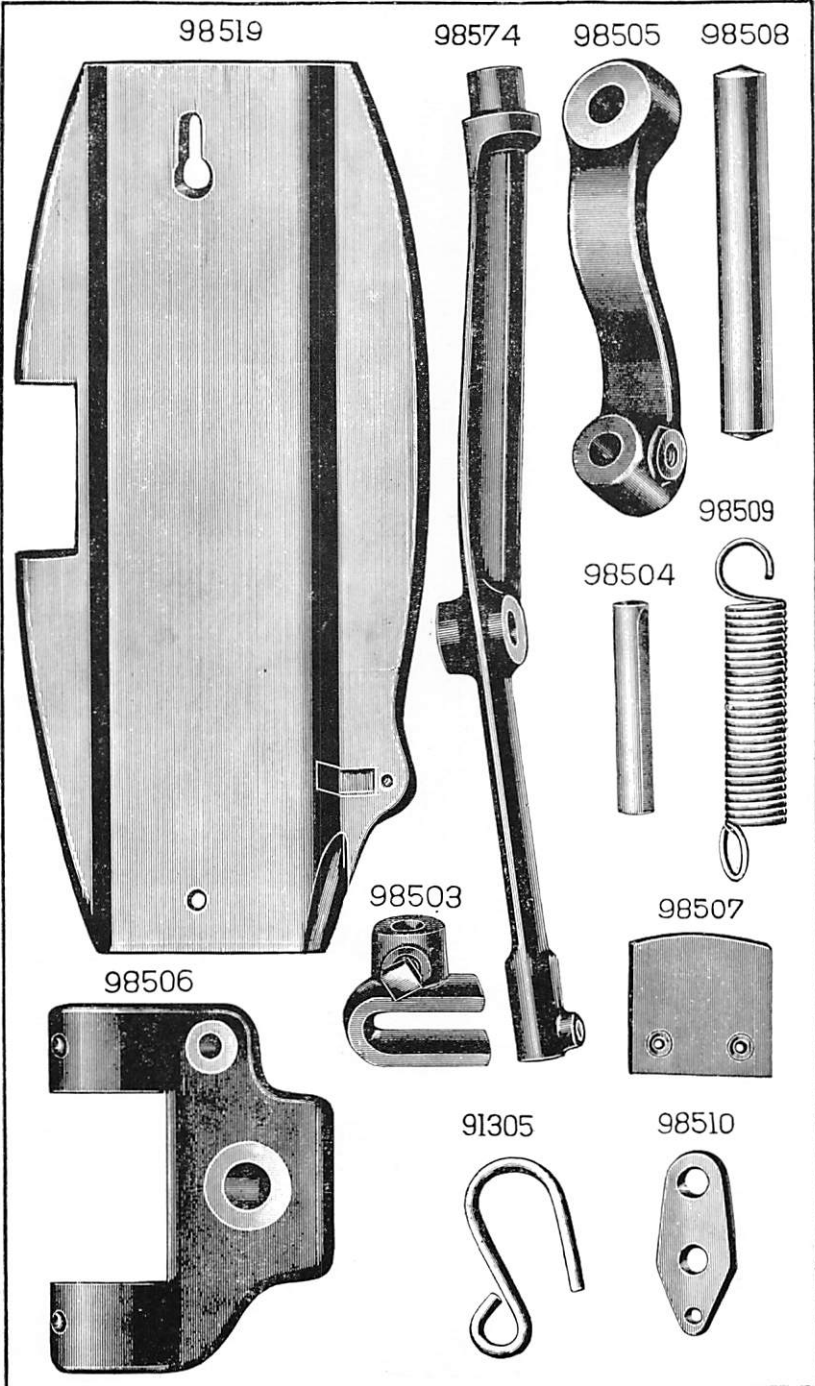
98547




98545



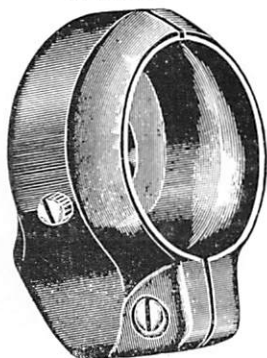





98543



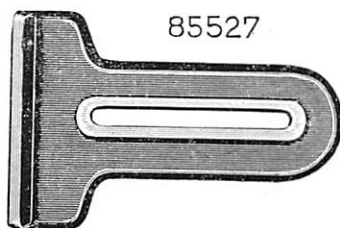
97609



98542



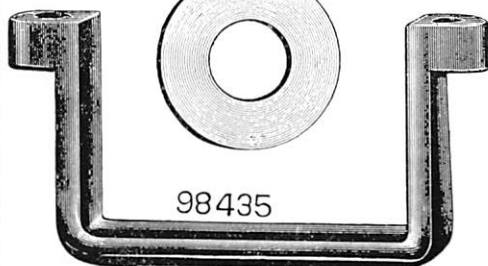
85527



98501



98435




98458




97723




103003




103001




103021




103019



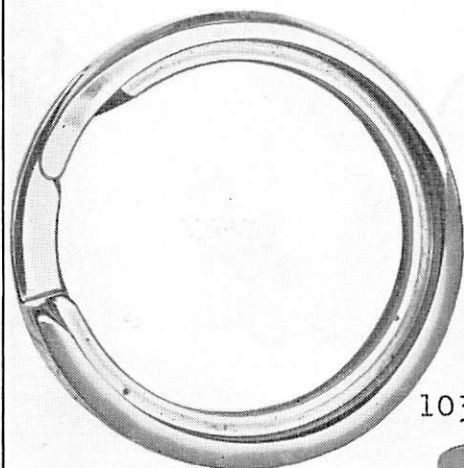
103013




103005



103016

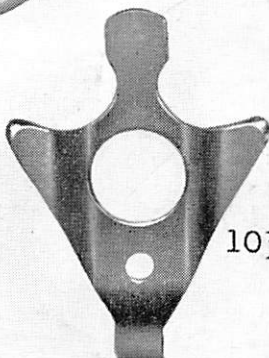


103004



103014

103015



103009

103007




103010



103008



97676



97654




97610



97644




97646




82429




97769



97680




97651




97629



98412



98417



103111 98443 98470

98485



98539



98544

98548

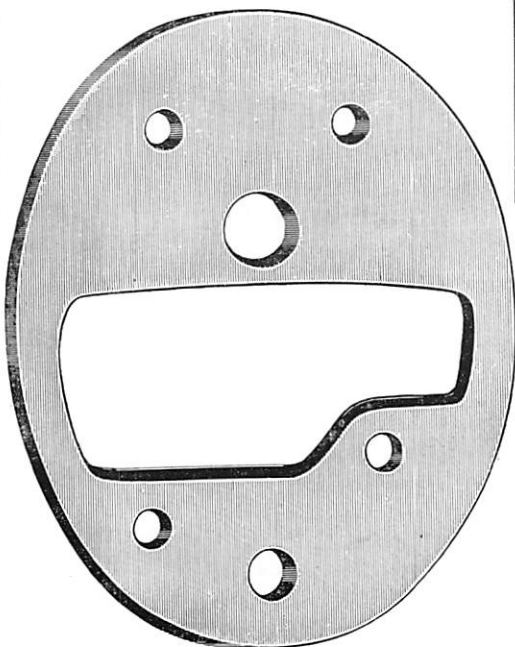
89298

97767


98540



98538



103038




206628



223014



227576



103040



201822



223013




80219



227227




103046



103045




103043



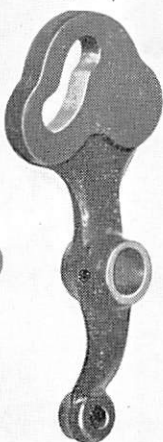
204745



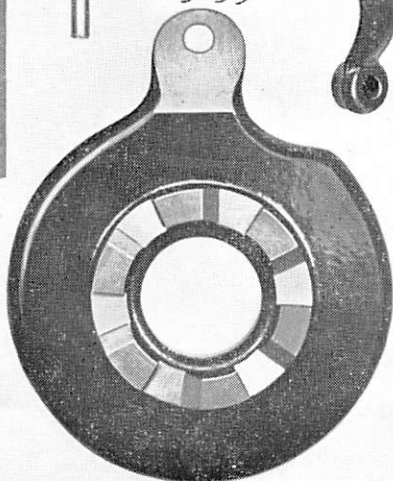
223015




103042




103039



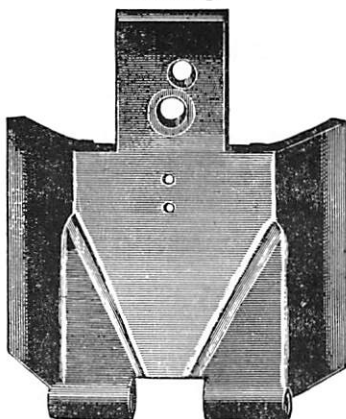
103047



98577

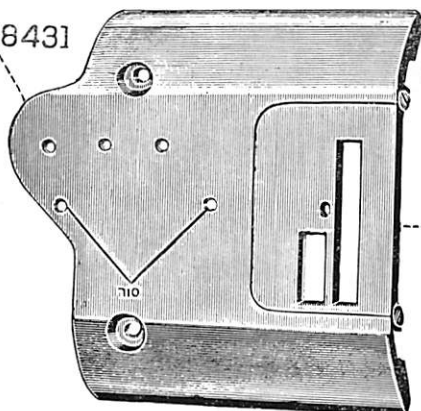


98425



98476

98431




98513





98430

98464




98523






97648



98427



98419



97798



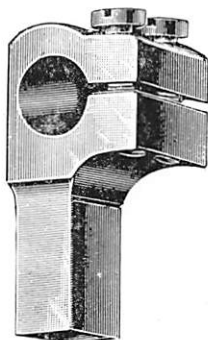
97771




98533



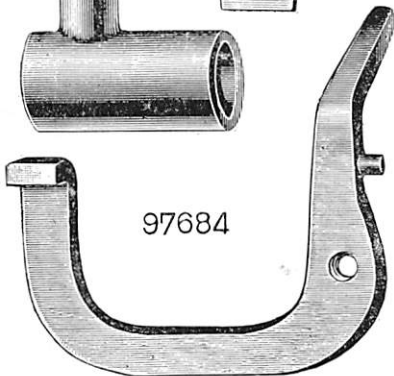
97655



98402



97684




98423




4879



98405



12416



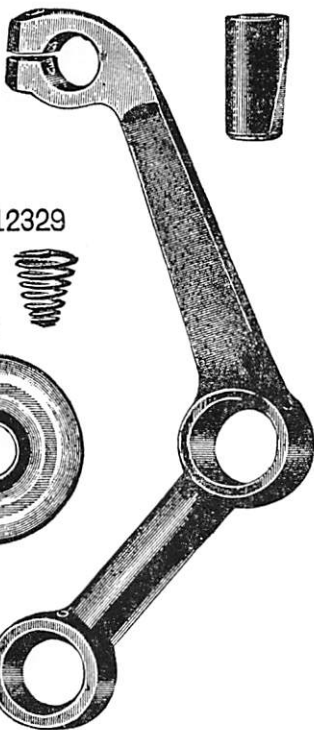
97692



97691



97689



97688



97690



12329



2102



250519




8582



97678




84935



84936




80218



89363




97795



97796




97797



6055



97683



82446



11422



2103




87572



202248



NN104



1517



1518



1519



1520



1521



1547



1560





1608




1620

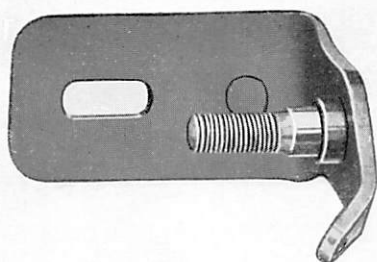








225461



200082



201572



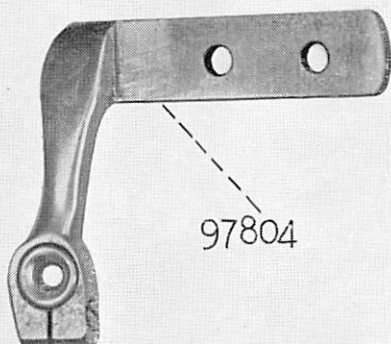
2014 99



13710



97805




97804


97743



97738



97650




1115



93012



103065




103054




103029



103044






41896



97748




41899




97943



97942




97949




41446



41441



41897



97750




2269



2362




225433




202473



97948



225453



225455



259660



200380




228026




225456



200056




225454




200299



225458



202478



225459



97921




97923



97925



103092



103091

52198

103025



98600




98594



103112



103083



98599



103026



9525



19044



98592





103100

103096


103099

103098


103097



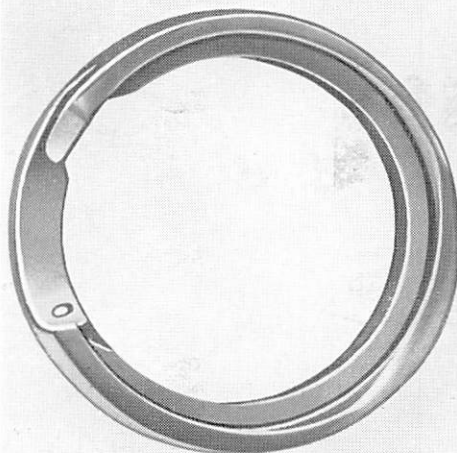
103103




103101



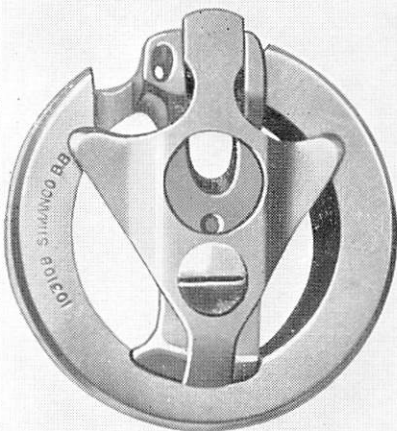
103109




103104




103106




103108



103110



98593



103095



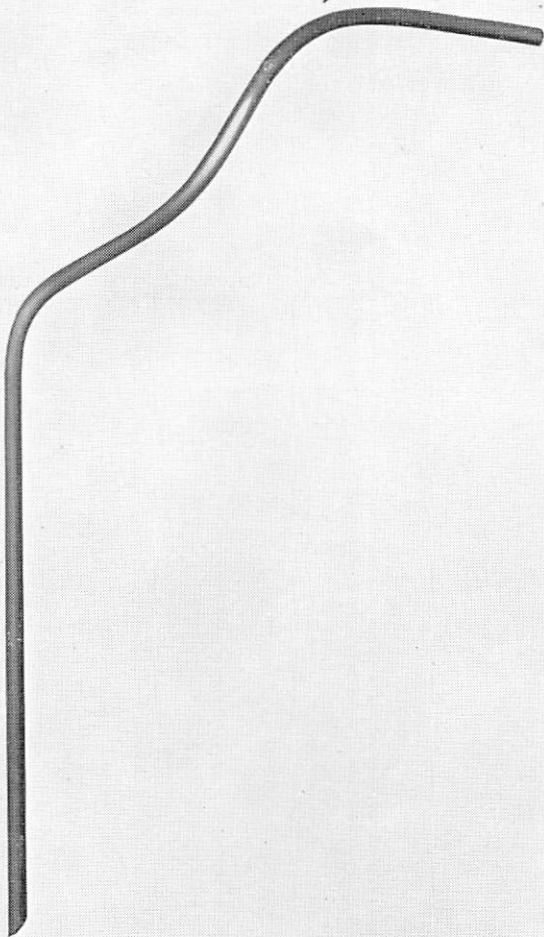
103017




98595




98597




103055




103011



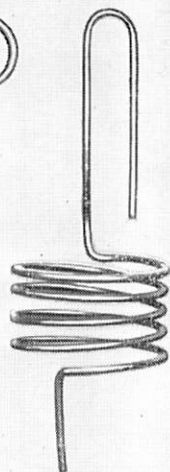
98583




98588



103012



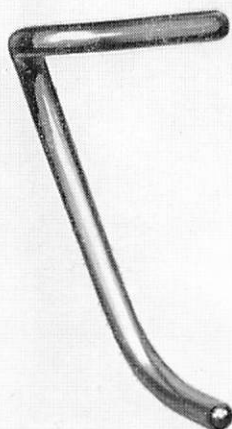
98596



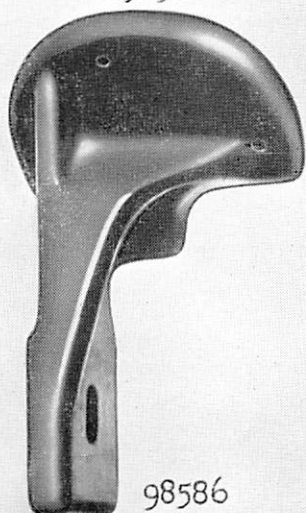
RR 40




103018




103050




98585



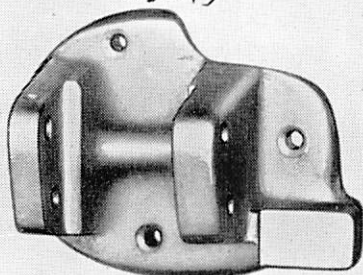
98586




103027




103049



97628




97711




97616




97615




202247




97614



97807




97809




97808



97713



97698



97824



213161



213657

ILLUSTRATED
LIST OF PARTS
FOR
MACHINES Nos. 133K12 to 133K15,
133K17 and 133K18

CONTENTS

	Page
Parts, complete, for Machine No. 133K12	59
" " " " " 133K13	66
Parts Special to Machine No. 133K14	73
Parts, complete, for Machine No. 133K15	76
" " " " " 133K17	83
Parts Special to Machine No. 133K18	75
Accessories	93
Bobbin Winders	94
Foot Lifter	97
Thread Unwinder... ..	98
Numerical List of Parts	101

INSTRUCTIONS FOR ORDERING

In ordering from this List, the code number with the part number MUST BE quoted exactly as they are shown in the first column.

A number always indicates the same part in whatever List it may appear, or for whatever machine.

The code numbers (where shown) indicate the style of finish as follows:

New Code	Old Code	Description
801	A.	Hardened, Polished, Nickel Plated and Buffed.
802	B.	Polished, Nickel Plated and Buffed.
803	C.	Hardened only.
804	D.	Polished only.
805	E.	Soft, Not Polished.
806	F.	Hardened and Polished.
807	G.	Bright Rumbled and Nickel Plated.
808	H.	Blued.
809	J.	Nickel Plated only.
810	K.	Hardened and Nickel Plated.
811	L.	Brass Plated.
812	M.	Oxidized.
813	R.	Phosphate Coating Formed on Surface of Iron or Steel.
814	S.	Cadmium Plated.
815	T.	Copper Plated.
816	U.	Zinc Plated.
817	V.	Silver Plated.
818	W.	Polished and Nickel Plated.
819	X.	Black Oxide for Iron and Steel.
820	Y.	Black Nickel Plated only.
821	Z.	Chromium Plated.
822	A.A.	Buffed and Chromium Plated.
823	A.B.	Hardened, Polished, Buffed and Chromium Plated.
824	A.E.	Hardened, Bright Rumbled and Nickel Plated.
825	A.F.	Hardened, Bright Rumbled, Nickel Plated, Bright Rumbled and Chromium Plated.
826	A.G.	Alumilite. (Plain).
827	A.H.	Alumilite. (Dyed). Colour must be stated.
828	A.J.	Polished, Nickel Plated and Chromium Plated.
829	A.K.	Hardened, Polished, Nickel Plated and Chromium Plated.
830	A.L.	Heat Treated for Toughness.
831	A.L.D.	Heat Treated for Toughness and Polished.
832	A.L.J.	Heat Treated for Toughness and Nickel Plated.
833	A.L.X.	Heat Treated for Toughness and Black Oxide.
834	A.L.Z.B.	Heat Treated for Toughness, Polished, Nickel Plated, Buffed and Chromium Plated.
835	A.S.	Cancelled, use Paint Code 701.
836	A.T.	Cancelled, use Paint Code 709.
837	A.U.	Cancelled, use Paint Code 720.
838		
839	B.A.	Chrome Nickel, Satin Finish.
840	B.B.	Hardened and Chrome Nickel, Satin Finish.
841	C.R.	Hardened and Phosphate Coating Formed on Surface of Steel.
842	C.U.	Hardened and Zinc Plated.
843	F.J.	Hardened, Polished and Nickel Plated.
844	T.A.	Hardened, Polished, Copper and Nickel Plated and Buffed.
845	T.B.	Copper and Nickel Plated and Polished.
846	T.J.	Copper and Nickel Plated only.
847	T.K.	Hardened, Copper and Nickel Plated.
848	T.L.	Copper and Brass Plated.

(Continued over)

INSTRUCTIONS FOR ORDERING—Continued.

New Code	Old Code	Description
849	T.M.	Copper Plated and Oxidized.
850	X.C.	Hardened and Black Oxide for Iron and Steel.
851	Z.A.	Hardened, Polished, Nickel Plated, Buffed and Chromium Plated.
852	Z.B.	Polished, Nickel Plated, Buffed and Chromium Plated.
853	Z.C.	Hardened and Chromium Plated.
854	Z.D.	Polished and Chromium Plated.
855	Z.G.	Bright Rumbled, Nickel Plated, Bright Rumbled and Chromium Plated.
856	Z.J.	Nickel and Chromium Plated.
857	Z.T.	Copper and Chromium Plated.
858	A.L.Z.J.	Heat Treated for Toughness, Nickel and Chromium Plated.
859		Heat Treated for Toughness, Copper Plated and Oxidized.
860		Nickel Plated and Buffed only.
861		Alumilite (dyed)—Black.
862		" (")—Light Almond Green.
863		" (")—Dark Brown.
864		" (")—Russet Brown.
865		" (")—Dark Green.
866		" (")—Medium Gold.
867		Nickel-Satin Finish.
868		Hardened and Nickel-Satin Finish.

Code No.	Paint Colours	Code No.	Paint Colours
701	Gloss Black	734	Pale Red
702	Dull Black	735	Emerald Green
703	Brown	736	Green Metallic
704	Grey Wrinkle	737	Light Beige Satin Matte
705	Beige Wrinkle	738	Copper Tan
706	Black Wrinkle	739	Buff
707	Light Green	740	White
708	Dark Green	741	Dark Fawn
709	Dark Beige	742	Plum
710	Light Beige	743	Birch Brown
711	Oyster White	744	Satin Black
712		745	Gold-Buffer
713	Bright Cherry Red	746	Blue Grey
714	Light Ivory	747	Medium Gold
715	Peacock Blue	748	Sand
716	Bright Yellow	749	Khaki
717	Slate Grey	750	Flame Red
718	Deep Brown	751	Brite Green
719		752	Sage Green
720	Dark Brown	753	Mist Green
721	Aluminium	754	Ice Green Metallic
722	Dark Grey	755	Dark Beige Metallic
723	Light Grey Beige	756	Shell Pink
724	Rosewood Brown	757	Surf Green
725	Light Bisque	758	Colonial Rose
726	Light Fawn	759	Cream
727		760	Oak Brown
728	Grey Metallic	761	Deep Fawn
729	Russet Brown	762	Medium Green
730	Pale Green	763	Light Green Metallic
731	Light Almond Green	764	Light Gold
732	Dusty Bisque	765	Persimmon
733	Chocolate Brown	766	Mahogany Brown

Parts marked with an asterisk () are furnished only when the repairs are made at Factory.*

LIST OF PARTS COMPLETE

FOR

MACHINE No. 133K12

No Feeding Mechanism, Lifting Presser (high lift), Stop Motion for Single Tacks, Tension Release, and Work Plate. For Tacking Cushion Pads and Similar Work.

No.	Plate						
†*98536	—	Arm	with 56003 and five 97829

NOTE.—Due to the accuracy required for gear alignment, Arm cannot be supplied separately and can only be sent out as a unit, Arm and Bed assembled.

98537	2302	Arm	Dowel Pin (2)
56003	2302	"	Oil Tube with 52045
52045	2081	"	" " Packing (felt)
98538	2297	"	Packing Plate
51232e	2309	"	Screw (4)
98539	2296	"	Shaft (horizontal)
103091	2477	"	" (")	Flanged Bushing (back)
103092	2477	"	" (")	" " (")	103091 with
					52198 and 97924		
97829	2073	"	" (")	" " (")	Oiler
52198	2471	"	" (")	" " (")	Oil Pad
					(outside, felt)		
97924	—	"	" (")	" " (")	Oil Pad
					(inside, braided cotton)		
446c	2307	"	" (")	" " (")	Set Screw
97951	2471	"	" (")	" " (")	(front)
97925	2471	"	" (")	" " (")	97951 with
					52198 and 97926		
97829	2073	"	" (")	" " (")	Oiler
52198	2471	"	" (")	" " (")	Oil Pad
					(outside, felt)		
97926	—	"	" (")	" " (")	Oil Pad
					(inside, braided cotton)		
50084c	2308	"	" (")	" " (")	Set Screw
97807	2727	"	" (")	Gear with three 50083c
97609	2288	"	" (")	" Case (2 pieces) with 121e and
					50234d		
50234d	2308	"	" (")	" " Plug Screw
121e	2307	"	" (")	" " Screw
50083c	2308	"	" (")	" Set Screw
SS608d	2309	"	" (")	Screw
98540	2297	"	" (upright)
98541	2302	"	" (")	Bushing (lower)
97829	2073	"	" (")	" (")	Oiler

† For Two-Tone Machines the finish of these parts is Grey Metallic (Colour Code No. 728).

No.	Plate								
575c	2307	Arm Shaft (upright)	Bushing (lower)	Set Screw			
97612	1970	"	" (")	" (upper)			
97829	2073	"	" (")	" (") Oiler...			
575c	2307	"	" (")	" (") Set Screw			
97808	2727	"	" (")	Gear (lower) with SS580f and two SS581c			
SS580f	2088	"	" (")	" (") Position Screw			
SS581c	2088	"	" (")	" (") Set Screw			
97809	2727	"	" (")	Gear (upper) with SS580f and two SS581c			
SS580f	2088	"	" (")	" (") Position Screw			
SS581c	2088	"	" (")	" (") Set Screw			
97614	2726	"	Side Cap			
1226d	2308	"	" " Screw			
†98542	2288	"	" Cover			
51224d	2307	"	" " Thumb Screw			
†202247	2726	"	Top Cover			
SS505h	2088	"	" " Screw			
202248	2306	"	" " " Washer			
82403	2302	"	Spool Pin (2)			
†97616	2726	"	" " Bushing			
†*98440	—	Bed with 97829			
<p><i>NOTE.—Due to the accuracy required for gear alignment, Bed cannot be supplied separately and can only be sent out as a unit, Arm and Bed assembled.</i></p>									
†98543	2288	Face Plate			
SS45f	2088	"	" Screw (2)			
97622	1970	"	" Thread Guard			
190d	2307	"	" " " Screw			
98484	2081	"	" " " Thread Retainer			
98544	2297	Lifting Presser Bar			
98583	2724	"	" " Cushion Spring			
97655	2303	"	" " Guide Bracket with two 1186c			
1186c	2308	"	" " " Clamping Screw			
SS326e	2308	"	" " Screw Bushing			
89298	2297	"	" " Spring			
98545	2101	"	" " Yoke with two 50443d			
50443d	2308	"	" " " Screw			
98546	2302	"	" " " Socket			
NN104e	2306	"	" " " Nut with 50073d			
50073d	2308	"	" " " Clamping Screw			
98547	2101	"	" " Foot			
SS329f	2088	"	" " Screw			
1547c	2306	"	" " " Nut			
103036	2286	Machine Driving Friction (leather)			
103037	2286	"	" " Clamp			
103038	2298	"	" " " Operating Washer			

† For Two-Tone Machines the finish of these parts is Grey Metallic (Colour Code No. 728).

No.	Plate	
103039	2299	Machine Driving Friction Clamp Operating Washer Incline Lever
SS609c	2309	" " " " Screw
103040	2298	" " " " Spring
103041	2286	" " " " Position Plate
51002e	2309	" " " " " " Screw
204745	2299	" Incline Lever with 201230e and 201537e
201230e	2309	" " " " Position Screw
201537e	2309	" " " " " " Check Nut
50632e	2309	" " " " Screw
87572	2306	" " " " " Washer
103034	2286	" Pulley... ..
103022	—	Machine Pulley, complete, Nos. 103034, 103036, 103037, 103041, 103044, three each SS609c, 103040 and four 51002e
103042	2299	Machine Starting Lever
200219d	2309	" " " " Hinge Screw
201611d	2309	" " " " " " Nut
103043	2299	" " " " Pitman Rod
204126	—	" " " " " " Clamp with two 200530c
227316	—	" " " " " " " Hook
227576	2298	" " " " " " " " 227316 with 204126
200530c	2309	" " " " " " " " Set Screw
206628	2298	" " " " " " " " Spring
227227	2298	" " " " " " " " Collar with 200113f
200113f	2309	" " " " " " " " Set Screw... ..
84935	2305	" " " " " " " Treadle with 356c
80219	2298	" " " " " " " " Bearing Pin
39569	—	" " " " " " " " Chain, 45" long, with 39575 and 39576
39575	2081	" " " " " " " " Chain Hook (lower)
39576	2081	" " " " " " " " " " (upper)
84936	2305	" " " " " " " " Extension Rod
356c	2309	" " " " " " " " " " " Set Screw
80218	2305	" " " " " " " " " Floor Bracket
84937	—	Machine Starting Lever Pitman Rod Treadle, complete, Nos. 80218, 80219, 84935, 84936 and four wood screws 1" No. 16
103044	2323	Machine Stop Cam with SS610c, 103045 and two 1401c
103045	2299	" " " " Friction Ring (leather)
SS610c	2309	" " " " Position Screw
1401c	2309	" " " " " " Check Screw
1401c	2309	" " " " Set Screw
223013	2298	" " " " Slide

No.	Plate								
200249f	2309	Machine Stop Cam Slide Hinge Screw				
201525e	2309	" " " " " " " "	Nut				
223015	2299	" " " " " "	Lever				
223016	—	" " " " " "	223015 with 200122h, 200249f, 200991f, 201822, 223013, 223014 and two 201525e				
200258d	2309	Machine Stop Cam Slide Lever Hinge Screw					
201522e	2309	" " " " " " " "	Nut				
201822	2298	" " " " " "	Roller				
200991f	2309	" " " " " "	Screw Stud				
201525e	2309	" " " " " " " "	Nut				
223014	2298	" " " " " "	Spring				
200122h	2309	" " " " " "	Screw				
103046	2299	" " " " " "	Motion Bracket				
SS547c	2308	" " " " " "	Screw				
103047	2299	" " " " " "	Seating				
103048	—	Machine Stop Motion, complete, Nos. SS547c, SS608d, 50632e, 87572, 103022, 103038, 103039, 103042, 103043, 103046, 103047, 103092, 200219d, 200258d, 201522e, 201611d, 204745, 206628, 223016, 227227 and 227576					
Catalogue									
5401	—	Needle, size 22 (216 × 5)				
98548	2297	Needle Bar				
97645	1970	" " Bushing (lower)				
889c	2307	" " " (") Set Screw				
98549	2302	" " " (upper)				
889c	2307	" " " (") Set Screw				
97648	2303	" " Connecting Link				
97649	1970	" " " " Stud with two SS512c				
SS512c	2088	" " " " " Clamping Screw				
97650	2322	" " " " " Slide Block				
97651	2295	" " Crank with SS320c and SS370c				
SS370c	2088	" " " Position Screw				
SS320c	2088	" " " Set Screw				
97794	1970	" Clamp				
97652	—	" " 97794 with 156f, 217f and 97653				
156f	2307	" " Screw				
97653	1970	" " Thread Guide				
217f	2307	" " " " Screw				
103019	2289	Rotating Hook with 103016, 103021 and three 50383e				
103020	—	" " 103019 with 103006				
103123	—	" " 103019 with 103119				
103021	2289	" " Base with three SS522c				
97949	2402	" " Bobbin				
*103004	2290	" " " Case				
103090	—	" " " " 103004 with 103007 to 103010				

No.	Plate								
103005	2290	Rotating Hook		Bobbin Case 103090 with 662d, 768f, 1443f and 103013 to 103015					
103118	—	"	"	"	"	103090 with 662d, 768f, 1443f, 103014, 103015 and 103115			
103006	—	"	"	"	"	103005 with 97949	
103119	—	"	"	"	"	103118 with 97949	
103007	2290	"	"	"	"	Bobbin Retainer	
103008	2290	"	"	"	"	"	"	Hinge Pin	...
103009	2290	"	"	"	"	"	"	Spring	...
103010	2290	"	"	"	"	"	"	" Plunger	...
103055	2724	"	"	"	"	Position Bracket	
SS582e	2308	"	"	"	"	"	"	Screw (2)	...
98419	2303	"	"	"	"	Retainer	
98420	1970	"	"	"	"	"	"	Bracket	...
446c	2307	"	"	"	"	"	"	" Set Screw (2)	...
98422	1970	"	"	"	"	"	"	Hinge Stud	...
889c	2307	"	"	"	"	"	"	" Set Screw	...
103012	2293	"	"	"	"	"	"	Position Spring	...
792e	2307	"	"	"	"	"	"	" Screw	...
98423	2303	"	"	"	"	"	"	Spring with 98468	...
*98468	—	"	"	"	"	"	"	Pad	...
201f	2307	"	"	"	"	"	"	" Screw	...
103013	2290	"	"	"	"	Ring (Nylon) (<i>only supplied when specified on order</i>)			
103115	—	"	"	"	"	" (Steel)	
103014	2290	"	"	"	"	" Spring	
1443f	2308	"	"	"	"	" " Screw	
103015	2290	"	"	"	"	Tension Spring	
768f	2309	"	"	"	"	" " Adjusting Screw			
662d	2307	"	"	"	"	" " Screw	
†98523	2300	"	"	"	"	Cover Plate	
†98425	2300	"	"	"	"	Bracket	
SS45f	2088	"	"	"	"	" Screw	
98426	1868	"	"	"	"	Hinge Pin	
1019c	2308	"	"	"	"	" " Set Screw	
98427	2303	"	"	"	"	Spring	
176d	2307	"	"	"	"	" Screw	
98524	—	"	"	"	"	complete, Nos. 1019c, 98425 to 98427, 98523 and two 176d			
103016	2290	"	"	"	"	Ring	
50383e	2309	"	"	"	"	" Screw	
SS522c	2088	"	"	"	"	Screw	
97676	2295	"	"	"	"	Shaft	
98428	1970	"	"	"	"	Bushing (back)	
97829	2073	"	"	"	"	" (") Oiler	
97678	2304	"	"	"	"	" (") Oil Pad	

† For Two-Tone Machines the finish of these parts is Grey Metallic (Colour Code No. 728).

No.	Plate								
448c	2307	Rotating Hook Shaft Bushing (back)	Set Screw				
98429	1970	"	"	"	"	(front)
97829	2073	"	"	"	"	(")	Oiler
98473	1868	"	"	"	"	(")	Oil Pad
423c	2308	"	"	"	"	(")	Set Screw
97824	2727	"	"	"	"	Collar with two 1258c
1258c	2307	"	"	"	"	Set Screw
97808	2727	"	"	"	"	Gear with SS580f and two SS581c
97680	2295	"	"	"	"	Case (two pieces) with 121e and	50234d
50234d	2308	"	"	"	"	"	Plug Screw
121e	2307	"	"	"	"	"	Screw
SS580f	2088	"	"	"	"	"	Position Screw
SS581c	2088	"	"	"	"	"	Set Screw
97795	2306	Tension Disc (inner)
97796	2306	"	"	(outer)
1560d	2306	"	"	Regulating Thumb Nut
98571	2101	"	"	Releasing Crank with RR40, 98572 and two 158c
98572	—	"	"	"	Cap
158c	2307	"	"	"	"	Screw
98574	2287	"	"	"	Lever with 448c
98573	2101	"	"	"	"	Extension with 141e
141c	2308	"	"	"	"	"	Binding Screw
694d	2307	"	"	"	"	"	Hinge Screw
98575	2101	"	"	"	"	"	Link
SS186f	2088	"	"	"	"	"	Guide Screw
1518c	2306	"	"	"	"	"	"	"	Nut
98576	2302	"	"	"	"	"	Pin
448c	2307	"	"	"	"	"	Set Screw
97767	2297	"	"	"	"	"	Spring
RR40	2724	"	"	"	"	"	Roller
97683	2306	"	"	"	"	"	Disc
97684	2303	"	"	"	"	"	Lever...
646d	2307	"	"	"	"	"	Hinge Screw
12329	2304	"	"	"	"	"	Spring
97799	2302	"	"	"	"	"	Pin
SS536d	2088	"	"	"	"	"	Screw Stud
11422	2306	"	"	"	"	"	Spring
82446	2306	"	"	"	"	"	Washer (felt)
97797	2306	"	"	"	"	"	(fibre)
97800	—	Tension (rotating) and Thread Take-up Spring, complete,							
		Nos. SS536d, 1560d, 11422, 82446, 82525, 97683, 97696,							
		97698 and 97795 to 97798
103018	2724	Thread Guard (side of arm)
1143c	2308	"	"	Set Screw

No.	Plate							
97769	2295	Thread Lubricating Cup		
97770	—	" "	"	"	97769 with 160c, 97772 and 250519			
250519	2304	" "	"	"	Oil Pad (felt)
160c	2307	" "	"	"	Set Screw
97772	1868	" "	"	"	Thread Guide
<i>NOTE.—No. 97770 is only supplied when specified on order, and at an extra charge.</i>								
89363	2306	Thread Retaining Disc		
*1110e	2308	" "	"	"	Screw Stud
20972	—	" "	"	"	1110e with 1560d
1560d	2306	" "	"	"	Regulating Thumb Nut
2103	2306	" "	"	"	Spring
97757	—	Thread Retainer , complete, Nos. 2103, 20972 and two 89363						
95024	2081	" "	"	"	Thread Eyelet
SS50f	2088	" "	"	"	Screw
97687	1970	Thread Take-up Crank		
SS484e	2088	" "	"	"	Cap Screw
97688	2304	" "	"	"	Cotter Pin
690c	2307	" "	"	"	" " Screw
97689	2304	" "	"	"	Lever
97690	2304	" "	"	"	Bushing
SS515d	2088	" "	"	"	Clamping Screw
97691	2304	" "	"	"	Hinge Pin
97692	2304	" "	"	"	Link
97693	2302	" "	"	"	" " Hinge Pin
457e	2307	" "	"	"	" " " End Screw
430al	2307	" "	"	"	" " " Set Screw
97694	—	" "	"	"	complete, Nos. 457e, SS515d and 97689 to 97693			
82525	1970	" "	"	"	Spring...
97696	1970	" "	"	"	Adjusting Sleeve
97798	2303	" "	"	"	Lever
97698	2727	" "	"	"	Regulator
443c	2307	" "	"	"	" " Set Screw
98577	2300	Throat Plate
838f	2308	" "	"	"	Screw (2)
98434	—	Work Plate
†98435	2288	" "	"	"	Bracket
50512d	2308	" "	"	"	Screw
98436	—	Work Plate , complete, Nos. 98434, 98435 and two 50512d	...					

† For Two-Tone Machines the finish of these parts is Grey Metallic (Colour Code No. 728).

PARTS COMPLETE

FOR

MACHINE No. 133K13

No Feeding Mechanism, Lifting Presser, Link Take-up, and Work Plate.
For Sack Darning.

No.	Plate	
†*98584	—	Arm with 56003, two 97830 and five 97829

NOTE.—Due to the accuracy required for gear alignment, Arm cannot be supplied separately and can only be sent out as a unit, Arm and Bed assembled.

8582	2304	Arm Dowel Pin (2)
56003	2302	" Oil Tube with 52045
52045	2081	" " " Packing (felt)
118e	2307	" Screw (4)
97806	2020	" Shaft (horizontal)
97950	2471	" " (") Flanged Bushing (back)
97923	2471	" " (") " " (") 97950 with 52198 and 97924
97605	2302	" " (") " " (") Drain Tube ...
97829	2073	" " (") " " (") Oiler ...
52198	2471	" " (") " " (") Oil Pad (outside, felt)
97924	—	" " (") " " (") Oil Pad (inside, braided cotton)
446c	2307	" " (") " " (back) Set Screw ...
97951	2471	" " (") " " (front)
97925	2471	" " (") " " (") 97951 with 52198 and 97926
97829	2073	" " (") " " (") Oiler ...
52198	2471	" " (") " " (") Oil Pad (outside, felt)
97926	—	" " (") " " (") Oil Pad (inside, braided cotton)
50084c	2308	" " (") " " (front) Set Screw ...
97807	2727	" " (") Gear with three 50083c
97609	2288	" " (") " Case (2 pieces) with 121e and 50234d
50234d	2308	" " (") " " Plug Screw
121e	2307	" " (") " " Screw
50083c	2308	" " (") " Set Screw
144c	2307	" " (") Screw
97610	2295	" " (upright)
97611	1970	" " (") Bushing (lower)

† For Two-Tone Machines the finish of these parts
is Grey Metallic (Colour Code No. 728).

No.	Plate							
97829	2073	Arm Shaft (upright)	Bushing (lower)	Oiler		
575c	2307	"	" (")	" (") Set Screw		
97612	1970	"	" (")	" (upper)		
97829	2073	"	" (")	" (") Oiler		
575c	2307	"	" (")	" (") Set Screw		
97808	2727	"	" (")	Gear (lower) with SS580f and two SS581c		
SS580f	2088	"	" (")	" (") Position Screw		
SS581c	2088	"	" (")	" (") Set Screw		
97809	2727	"	" (")	" (upper) with SS580f and two SS581c		
SS580f	2088	"	" (")	" (") Position Screw		
SS581c	2088	"	" (")	" (") Set Screw		
†98585	2725	"	Side Cover		
†98586	2725	"	"	Oil Reservoir		
103083	2477	"	"	"	Cover and Knob	
50222c	2309	"	"	"	" Hinge Screw	
19044	2477	"	"	"	" " " Spring Washer	
98588	2724	"	"	"	Holder (wire)	
180d	2308	"	"	"	Screw (2)	
98589	—	"	"	"	Wick	
98590	—	"	"	"	complete, Nos. 19044, 50222c, 98586, 98588, 98589 and 103083	
703d	2308	"	"	"	Thumb Screw	
†202247	2726	"	Top Cover		
SS505h	2088	"	"	"	Screw	
202248	2306	"	"	"	Washer	
82403	2302	"	Spool Pin (2)		
†97616	2726	"	"	"	Bushing	
†*98591	—	Bed	

NOTE.—Due to the accuracy required for gear alignment, Bed cannot be supplied separately and can only be sent out as a unit, Arm and Bed assembled.

†98519	2287	Face Plate	
SS45f	2088	"	"	Screw (2)	
97690	2304	"	"	Thread Eyelet	
98520	2302	"	"	"	Retainer	
190d	2307	"	"	"	"	Screw	...	
98443	2296	Lifting Presser Bar	(hollow)	
98444	1868	"	"	"	Bell Crank with two 191c	
98445	1868	"	"	"	"	Connection	...	
98446	2302	"	"	"	"	"	Hinge Stud (2)	...
191c	2308	"	"	"	"	"	" Set Screw	...
98447	2302	"	"	"	"	"	Hinge Stud	...
448c	2307	"	"	"	"	"	" Set Screw	...

† For Two-Tone Machines the finish of these parts is Grey Metallic (Colour Code No. 728).

No.	Plate								
98469	2302	Lifting Presser Bar Bushing (upper)				
SS509e	2088	"	"	"	"	(")	Cap Screw
46224	2302	"	"	"	"	(")	Oiler
889c	2307	"	"	"	"	(")	Set Screw
97645	1970	"	"	"	"	(lower)
889c	2307	"	"	"	"	(")	Set Screw
98448	1868	"	"	"	"	Crank (back) with 191c and two 647e
647e	2308	"	"	"	"	(")	Clamping Screw
98449	1868	"	"	"	"	(front)
98450	1868	"	"	"	"	(")	Pin
98451	1868	"	"	"	"	Eccentric with two 448c
103054	2323	"	"	"	"	Connection with 98531 to 98533 and two 145e
*98531	—	"	"	"	"	"	Cap
98532	2302	"	"	"	"	"	" Oil Pad (felt)
98533	2303	"	"	"	"	"	" " " Retainer
145e	2308	"	"	"	"	"	" Screw
98446	2302	"	"	"	"	"	Hinge Stud
191c	2308	"	"	"	"	"	" " Set Screw
448c	2307	"	"	"	"	"	Screw
98454	1868	"	"	"	"	Guide Bracket with two 1186c
1186c	2308	"	"	"	"	"	Clamping Screw
98455	1868	"	"	"	"	Lifting Collar with 641c
641c	2308	"	"	"	"	"	Clamping Screw
103095	2586	"	"	"	"	"	Cushion (bakelite)
103084	—	Lifting Presser Bar Link Drive, complete, Nos. 98444, 98445, 98448, 103054 and three 98446
103111	2296	Lifting Presser Bar Shaft
103112	2477	"	"	"	"	Bushing (back)
97830	2073	"	"	"	"	" (")	Oiler
448c	2307	"	"	"	"	" (")	Set Screw
98594	2477	"	"	"	"	(front)
97830	2073	"	"	"	"	" (")	Oiler
448c	2307	"	"	"	"	" (")	Set Screw
98458	2288	"	"	"	"	Spring
98459	2302	"	"	"	"	Sleeve
103095	2586	"	"	"	"	"	Cushion (bakelite)
98460	1868	"	"	"	"	Foot
SS329f	2088	"	"	"	"	Screw
1547c	2306	"	"	"	"	Nut
103113	—	Machine Pulley "V" belt groove (diam. of belt groove $4\frac{1}{8}$")
97791	1973	"	"	"	"	5 $\frac{1}{4}$ " (9" diam.) with two 434c, for Foot Power
434c	2307	"	"	"	"	Set Screw

NOTE.—No. 103113 is sent with this machine, unless otherwise specified on order, but Bobbin Winder No. 97945 must be used with Machine Pulley No. 97791.

Catalogue No.	Plate						
5021	—	Needle, size 29 (216×7)
98595	2723	Needle Bar (hollow)
97645	1970	" " Bushing (lower)
889c	2307	" " " (") Set Screw
97646	2295	" " " (upper)
SS509e	2088	" " " (") Cap Screw
46224	2302	" " " (") Oiler
889c	2307	" " " (") Set Screw
98596	2724	" " Clamp and Thread Guide with 156f
156f	2307	" " " " " " Screw
97648	2303	" " Connecting Link
97649	1970	" " " " Stud with two SS512c
SS512c	2088	" " " " " Clamping Screw
97650	2322	" " " " " Slide Block
97651	2295	" " Crank with SS320c and SS370c
SS370c	2088	" " " Position Screw
SS320c	2088	" " " Set Screw
98597	2723	Oil Reservoir Oil Pipe
98598	—	" " " " 98597 with 98599 and 98600
98599	2477	" " " " Clip
190e	2307	" " " " " Screw
98592	2477	" " " " Cover
98600	2477	" " " " Joint
103001	2289	Rotating Hook, with 103003, 103016 and three 50383e
103002	—	" " 103001 with 103006
103117	—	" " 103001 with 103119
103003	2289	" " Base with three SS522c
97949	2402	" " Bobbin
*103004	2290	" " " Case
103090	—	" " " " 103004 with 103007 to 103010
103005	2290	" " " " 103090 with 662d, 768f, 1443f and 103013 to 103015
103118	—	" " " " 103090 with 662d, 768f, 1443f, 103014, 103015 and 103115
103006	—	" " " " 103005 with 97949
103119	—	" " " " 103118 with 97949
103007	2290	" " " " Bobbin Retainer
103008	2290	" " " " " " Hinge Pin
103009	2290	" " " " " " Spring
103010	2290	" " " " " " Plunger
103011	2724	" " " " Position Bracket
SS582e	2308	" " " " " " Screw (2)
98419	2303	" " " " Retainer
98420	1970	" " " " " Bracket

No.	Plate								
446c	2307	Rotating Hook	Bobbin Case	Retainer	Bracket	Set Screw (2)	...		
98422	1970	"	"	"	"	"	Hinge Stud
889c	2307	"	"	"	"	"	"	"	Set Screw
103012	2724	"	"	"	"	"	Position Spring
792e	2307	"	"	"	"	"	"	"	Screw
98423	2303	"	"	"	"	"	Spring with 98468
*98468	—	"	"	"	"	"	"	Pad	...
201f	2307	"	"	"	"	"	"	Screw	...
103013	2290	"	"	"	"	"	Ring (Nylon)	<i>(only supplied when specified on order).</i>	
103115	—	"	"	"	"	"	(Steel)
103014	2290	"	"	"	"	"	Spring
1443f	2308	"	"	"	"	"	"	Screw	...
103015	2290	"	"	"	"	"	Tension Spring
768f	2309	"	"	"	"	"	"	Adjusting	Screw
662d	2307	"	"	"	"	"	"	Screw	...
†98523	2300	"	"	Cover Plate
†98425	2300	"	"	"	"	"	Bracket
SS45f	2088	"	"	"	"	"	"	Screw	...
98426	1868	"	"	"	"	"	Hinge Pin
1019c	2308	"	"	"	"	"	"	Set Screw	...
98427	2303	"	"	"	"	"	Spring
176d	2307	"	"	"	"	"	"	Screw	...
98524	—	"	"	"	"	"	complete, Nos. 1019c, 98425 to 98427, 98523 and two 176d.
103016	2290	"	"	Ring
50383e	2309	"	"	"	Screw
SS522c	2088	"	"	Screw
103017	2723	"	"	Shaft
98428	1970	"	"	"	Bushing (back)
97829	2073	"	"	"	(") Oiler
97678	2304	"	"	"	(") Oil Pad
448c	2307	"	"	"	(") Set Screw
98429	1970	"	"	"	(front)
423c	2308	"	"	"	(") Set Screw
97824	2727	"	"	"	Collar with two 1258c
1258c	2307	"	"	"	Set Screw
97808	2727	"	"	"	Gear with SS580f and two SS581c
97680	2295	"	"	"	Case (two pieces) with 121e and 50234d
50234d	2308	"	"	"	"	Plug Screw
121e	2307	"	"	"	"	Screw
SS580f	2088	"	"	"	"	Position Screw
SS581c	2088	"	"	"	"	Set Screw
97795	2306	Tension Disc	(inner)
97796	2306	"	(outer)

† For Two-Tone Machines the finish of these parts is Grey Metallic (Colour Code No. 728).

No.	Plate						
1560d	2306	Tension	Regulating Thumb Nut
97683	2306	"	Releasing Disc
SS536d	2088	"	Screw Stud
11422	2306	"	Spring
82446	2306	"	Washer (felt)
97797	2306	"	" (fibre)
97800	—	Tension (rotating) and Thread Take-up Spring,	complete,				
		Nos. SS536d, 1560d, 11422, 82446, 82525, 97683, 97696,					
		97698 and 97795 to 97798
103018	2724	Thread Guard	(side of arm)
1143c	2308	"	" Set Screw
97769	2295	Thread Lubricating Cup	
97770	—	"	" " 97769 with 160c, 97772 and 250519				
250519	2304	"	" " Oil Pad (felt)
160c	2307	"	" " Set Screw
97772	1868	"	" " Thread Guide
<i>NOTE.—No. 97770 is only supplied when specified on order, and at an extra charge.</i>							
89363	2306	Thread Retaining Disc	
*1110e	2308	"	" Screw Stud
20972	—	"	" " 1110e with 1560d
1560d	2306	"	" " Regulating Thumb Nut
2103	2306	"	" Spring
97757	—	Thread Retainer,	complete, Nos. 2103, 20972 and two 89363
95024	2081	"	" Thread Eyelet
SS50f	2088	"	" " Screw
97687	1970	Thread Take-up Crank	
SS484e	2088	"	" " Cap Screw
97688	2304	"	" " Cotter Pin
690c	2307	"	" " " Screw
97689	2304	"	" " Lever
97690	2304	"	" " Bushing
SS515d	2088	"	" " Clamping Screw
97691	2304	"	" " Hinge Pin
97692	2304	"	" " Link
97693	2302	"	" " Hinge Pin
457e	2307	"	" " " " End Screw
430al	2307	"	" " " " Set Screw
97694	—	"	" " complete, Nos. 457e, SS515d and 97689 to 97693				
82525	1970	"	" Spring
97696	1970	"	" " Adjusting Sleeve
97798	2303	"	" " Lever
97698	2727	"	" " Regulator
443c	2307	"	" " Set Screw

No.	Plate							
98464	2300	Throat Plate
838f	2308	" "	Screw (2)
98434	—	Work Plate
†98435	2288	" "	Bracket
50512d	2308	" "	" Screw
98436	—	Work Plate, complete, Nos. 98434, 98435 and two 50512d						...

† For Two-Tone Machines the finish of these parts
is Grey Metallic (Colour Code No. 728).

PARTS SPECIAL

TO

MACHINE No. 133K14

No Feeding Mechanism, Lifting Presser, Link Take-up, and Work Plate. Fitted with Fast and Loose Pulleys for Upper or Lower Belt Drive. For Sack Darning.

—

This Machine is the same as No. 133K13 with the following exceptions :—

No.	Plate	
*103052	—	Arm with 56003, two 97830 and five 97829

NOTE.—Due to the accuracy required for gear alignment, Arm cannot be supplied separately and can only be sent out as a unit, Arm and Bed assembled.

*103053	—	Bed
---------	---	------------

NOTE.—Due to the accuracy required for gear alignment, Bed cannot be supplied separately and can only be sent out as a unit, Arm and Bed assembled.

98502	2020	Driving Attachment Lever
50224c	2308	" "	"	Adjusting Screw
1517c	2306	" "	"	" " Nut
98503	2287	" "	"	Belt Shifter with 363c
98505	2287	" "	"	" " Carrier with 363c
SS546c	2308	" "	"	" " Screw
363c	2308	" "	"	" " Clamping Screw
98504	2287	" "	"	" " Rod
363c	2308	" "	"	" " Clamping Screw
98506	2287	" "	"	Bracket
SS547c	2308	" "	"	" Screw
98507	2287	" "	"	Friction Pad (leather)
190d	2307	" "	"	" " Screw
98508	2287	" "	"	Spindle
448c	2307	" "	"	" Set Screw
98509	2287	" "	"	Spring
7958	2302	" "	"	Spring Hook
98510	2287	" "	"	" Plate
50057c	2308	" "	"	" " Hinge Screw
98511	—	Driving Attachment Lever, complete, Nos. 448c, SS546c, SS547c, 1517c, 50057c, 50224c, 98502 to 98510 and two 190d				

No.	Plate							
84275	—	Driving Attachment Shaft Pulley (sectional, grooved), 10" diam., with two 597c						
597c	2308	"	"	"	"	Clamping Screw	...	
91296	2020	Driving Attachment Starting Lever						
91299	2020	"	"	"	"	91296 with 91297, 91298 and three wood screws 1 $\frac{1}{4}$ " No. 15		
91297	2020	"	"	"	"	Lever Bracket	...	
91298	2302	"	"	"	"	"	Hinge Pin	...
—	—	"	"	"	"	"	Screw (wood), 1 $\frac{1}{4}$ " No. 15	
39569	—	"	"	"	"	Chain, 45" long, with 39575 and 39576		
39576	2081	"	"	"	"	"	Hook (upper)	...
39575	2081	"	"	"	"	"	"	(centre) ...
91305	2287	"	"	"	"	"	"	(lower) ...
98512	—	Driving Attachment Starting Lever , complete, Nos. 39569, 91299 and 91305						
98498	2020	Machine Pulley with 434c and 5S432c						
5S545d	2308	"	"	End Screw	
98501	2288	"	"	"	"	Washer
98499	2020	"	"	Loose Pulley	
434c	2307	"	"	Set Screw (long)	
5S432c	2308	"	"	"	"	(short)
98500	—	Machine Pulley , complete, Nos. 98498 and 98499						

PARTS COMPLETE

FOR

MACHINE No. 133K15

Long Arm, No Feeding Mechanism, Lifting Presser, and Work Plate.
For Darning and Stitching.

No.	Plate		
†*103023	—	Arm	with two each 56003, 97830 and six 97829
<i>NOTE.—Due to the accuracy required for gear alignment, Arm cannot be supplied separately and can only be sent out as a unit, Arm and Bed assembled.</i>			
8582	2304	Arm Dowel Pin (2)
56003	2302	" Oil Tube with 52045
52045	2081	" " " Packing (felt)
50220e	2309	" Screw (4)
103024	2286	" Shaft (horizontal)
103025	2477	" " (") Bushing (intermediate)
97829	2073	" " (") " (") Oiler
103026	2477	" " (") " (") Oil Pad
423c	2308	" " (") " (") Set Screw
97950	2471	" " (") Flanged Bushing (back)
97923	2471	" " (") " " (") 97950 with	52198 and 97924
97605	2302	" " (") " " (") Drain Tube
97829	2073	" " (") " " (") Oiler
52198	2471	" " (") " " (") Oil Pad	(outside, felt)
97924	—	" " (") " " (") Oil Pad
			(inside, braided cotton)
446c	2307	" " (") " " (back) Set Screw
97951	2471	" " (") " " (front)
97925	2471	" " (") " " (") 97951 with	52198 and 97926
97829	2073	" " (") " " (") Oiler
52198	2471	" " (") " " (") Oil Pad	(outside, felt)
97926	—	" " (") " " (") Oil Pad
			(inside, braided cotton)
50084c	2308	" " (") " " (front) Set Screw
97807	2727	" " (") Gear with three 50083c
97609	2288	" " (") " Case (2 pieces) with 121e and	50234d
50234d	2308	" " (") " " Plug Screw
121e	2307	" " (") " " Screw

† For Two-Tone Machines the finish of these parts
is Grey Metallic (Colour Code No. 72S).

No.	Plate								
50083c	2308	Arm Shaft (horizontal)	Gear Set Screw			
144c	2307	" "	(") Screw			
97610	2295	" "	(upright)			
97611	1970	" "	(") Bushing (lower)			
97829	2073	" "	(") " (") Oiler			
575c	2307	" "	(") " (") Set Screw			
97612	1970	" "	(") " (upper)			
97829	2073	" "	(") " (") Oiler...			
575c	2307	" "	(") " (") Set Screw			
97808	2727	" "	(") Gear (lower) with SS580f and two SS581c						
SS580f	2088	" "	(") " (") Position Screw			
SS581c	2088	" "	(") " (") Set Screw			
97809	2727	" "	(") " (upper) with SS580f and two SS581c						
SS580f	2088	" "	(") " (") Position Screw			
SS581c	2088	" "	(") " (") Set Screw			
†103027	2725	"	Side Cover			
703d	2308	" "	Thumb Screw			
†202247	2726	"	Top Cover			
SS505h	2088	" "	" Screw			
202248	2306	" "	" Washer			
82403	2302	"	Spool Pin (2)			
†97616	2726	" "	" Bushing			
†*103028	—	Bed with 97829				

NOTE.—Due to the accuracy required for gear alignment, Bed cannot be supplied separately and can only be sent out as a unit, Arm and Bed assembled.

†98519	2287	Face Plate			
SS45f	2088	" "	Screw (2)			
97690	2304	" "	Thread Eyelet			
98520	2302	" "	" " Retainer			
190d	2307	" "	" " Screw			
98443	2296	Lifting Presser Bar (hollow)			
98444	1868	" "	" Bell Crank with two 191c			
98445	1868	" "	" " " Connection			
98446	2302	" "	" " " Hinge Stud (2)			
191c	2308	" "	" " " " " Set						Screw
98447	2302	" "	" " " Hinge Stud			
448c	2307	" "	" " " " " Set Screw			
98469	2302	" "	" Bushing (upper)			
SS509e	2088	" "	" " (") Cap Screw			
46224	2302	" "	" " (") Oiler			
889c	2307	" "	" " (") Set Screw			
97645	1970	" "	" " (lower)			
889c	2307	" "	" " (") Set Screw			

† For Two-Tone Machines the finish of these parts is Grey Metallic (Colour Code No. 728).

No.	Plate	
98448	1868	Lifting Presser Bar Crank (back) with 191c and two 647e ...
647e	2308	" " " " (") Clamping Screw ...
98449	1868	" " " " (front) ...
98450	1868	" " " " (") Pin ...
98451	1868	" " " " Eccentric with two 448c ...
103029	2323	" " " " Connection with 98531 to 98533 and two 145e
*98531	—	" " " " " Cap ...
98532	2302	" " " " " " Oil Pad (felt) ...
98533	2303	" " " " " " " Retainer
145e	2308	" " " " " " Screw ...
98446	2302	" " " " " " Hinge Stud ...
191c	2308	" " " " " " " Set Screw
448c	2307	" " " " " " Screw ...
98454	1868	" " " " " Guide Bracket with two 1186c ...
1186c	2308	" " " " " " Clamping Screw ...
98455	1868	" " " " " Lifting Collar with 641c ...
641c	2308	" " " " " " Clamping Screw ...
103095	2586	" " " " " " Cushion (bakelite) ...
103030	2286	" " " " " Shaft ...
98593	2586	" " " " " Bushing (back)... ...
97830	2073	" " " " " " (") Oiler ...
448c	2307	" " " " " " (") Set Screw ...
98594	2477	" " " " " " (front) ...
97830	2073	" " " " " " (") Oiler ...
448c	2307	" " " " " " (") Set Screw ...
98458	2288	" " " " " Spring ...
98459	2302	" " " " " Sleeve ...
103095	2586	" " " " " " Cushion (bakelite) ...
98460	1868	" " " " " Foot ...
98547	2101	" " " " " (small base) ...
SS329f	2088	" " " " " Screw ...
1547c	2306	" " " " " Nut ...

NOTE.—No. 98460 is sent with this machine unless otherwise specified on order.

103031	—	Lifting Presser Bar Link Drive , complete, Nos. 98444, 98445, 98448, 103029 and three 98446 ...
103113	—	Machine Pulley , 'V' belt groove (diam. of belt groove $4\frac{1}{4}$ ") with two 434c
97791	1973	" " $5\frac{1}{4}$ " (9" diam.) with two 434c, for Foot Power
434c	2307	" " Set Screw ...

NOTE.—No. 103113 is sent with this machine unless otherwise specified on order, but Bobbin Winder No. 97945 must be used with Machine Pulley No. 97791.

Catalogue

5011	—	Needle , size 25 (216 × 1) ...
------	---	---------------------------------------

No.	Plate							
98485	2296	Needle Bar	(hollow)
97645	1970	"	"	Bushing (lower)
889c	2307	"	"	" (")	Set Screw
97646	2295	"	"	" (upper)
SS509e	2088	"	"	" (")	Cap Screw
46224	2302	"	"	" (")	Oiler
889c	2307	"	"	" (")	Set Screw
97648	2303	"	"	Connecting Link
97649	1970	"	"	"	Stud with two SS512c
SS512c	2088	"	"	"	" Clamping Screw
97650	2322	"	"	"	" Slide Block
97651	2295	"	"	Crank with SS320c and SS370c
SS370c	2088	"	"	"	Position Screw
SS320c	2088	"	"	"	Set Screw
97794	1970	"		Clamp
97652	—	"	"	97794 with 156f, 217f and 97653
156f	2307	"	"	Screw
97653	1970	"	"	Thread Guide
217f	2307	"	"	"	" Screw
103019	2289	Rotating Hook	with 103016, 103021 and three 50383e
103020	—	"	"	103019 with 103006
103123	—	"	"	103019 " 103119
103021	2289	"	"	Base with three SS522c
97949	2402	"	"	Bobbin
*103004	2290	"	"	" Case
103090	—	"	"	"	103004 with 103007 to 103010
103005	2290	"	"	"	103090 with 662d, 768f, 1443f and 103013 to 103015
103118	—	"	"	"	103090 with 662d, 768f, 1443f, 103014, 103015 and 103115
103006	—	"	"	"	103005 with 97949
103119	—	"	"	"	103118 " 97949
103007	2290	"	"	"	Bobbin Retainer
103008	2290	"	"	"	" " Hinge Pin
103009	2290	"	"	"	" " Spring
103010	2290	"	"	"	" " " Plunger
103055	2724	"	"	"	Position Bracket
103011	2724	"	"	"	" " (for heavy thread)
SS582e	2308	"	"	"	" " Screw (2)

NOTE.—No. 103055 is sent with this machine unless otherwise specified on order.

98419	2303	Rotating Hook	Bobbin Case Retainer
98420	1970	"	"	"	" Bracket	...
446c	2307	"	"	"	" " Set Screw (2)	...
98422	1970	"	"	"	" " Hinge Stud	...

No.	Plate								
	889c	2307	Rotating Hook	Bobbin Case	Retainer	Hinge Stud	Set Screw
103012	2724		"	"	"	"	Position Spring
	792c	2307	"	"	"	"	"	"	Screw ...
	98423	2303	"	"	"	"	Spring with 98468
*98468	—		"	"	"	"	"	Pad	...
	201f	2307	"	"	"	"	"	Screw	...
103013	2290		"	"	"	"	Ring (Nylon)	<i>(only supplied when specified on order).</i>	
103115	—		"	"	"	"	(Steel)
103014	2290		"	"	"	"	Spring
	1443f	2308	"	"	"	"	"	Screw	...
103015	2290		"	"	"	"	Tension Spring
	768f	2309	"	"	"	"	"	Adjusting Screw	...
	662d	2307	"	"	"	"	"	Screw	...
†98523	2300		"	"	Cover Plate
†98425	2300		"	"	"	"	Bracket
	SS45f	2088	"	"	"	"	"	Screw...	...
	98426	1868	"	"	"	"	Hinge Pin
	1019c	2308	"	"	"	"	"	Set Screw	...
	98427	2303	"	"	"	"	Spring
	176d	2307	"	"	"	"	"	Screw	...
	98524	—	"	"	"	"	complete, Nos. 1019c, 98425 to 98427, 98523 and two 176d
103016	2290		"	"	Ring
	50383e	2309	"	"	"	Screw
	SS522c	2088	"	"	"	Screw
103032	2286		"	"	Shaft
	98428	1970	"	"	"	Bushing (back)
	97829	2073	"	"	"	"	(") Oiler
	97678	2304	"	"	"	"	(") Oil Pad
	448c	2307	"	"	"	"	(") Set Screw
	98429	1970	"	"	"	"	(front)
	97829	2073	"	"	"	"	(") Oiler
	98473	1868	"	"	"	"	(") Oil Pad
	423c	2308	"	"	"	"	(") Set Screw
	97824	2727	"	"	"	"	Collar with two 1258c
	1258c	2307	"	"	"	"	Set Screw
	97808	2727	"	"	"	"	Gear with SS580f and two SS581c
	97680	2295	"	"	"	"	Case (two pieces) with 121e and 50234d
	50234d	2308	"	"	"	"	"	Plug Screw	...
	121e	2307	"	"	"	"	"	Screw	...
	SS580f	2088	"	"	"	"	"	Position Screw	...
	SS581c	2088	"	"	"	"	"	Set Screw	...
	97795	2306	Tension Disc	(inner)
	97796	2306	"	(outer)

† For Two-Tone Machines the finish of these parts is Grey Metallic (Colour Code No. 728).

No.	Plate							
1560d	2306	Tension	Regulating Thumb Nut
97683	2306	"	Releasing Disc
SS536d	2088	"	Screw Stud
11422	2306	"	Spring
82446	2306	"	Washer (felt)
97797	2306	"	" (fibre)
97800	—	Tension (rotating) and Thread Take-up Spring,	complete,					
		Nos. SS536d, 1560d, 11422, 82446, 82525, 97683, 97696,						
		97698 and 97795 to 97798	
103018	2724	Thread Guard	(side of arm)
1143c	2308	"	" Set Screw
97769	2295	Thread Lubricating Cup	
97770	—	"	"	"	97769 with 160c, 97772 and 250519			
250519	2304	"	"	"	Oil Pad (felt)
160c	2307	"	"	"	Set Screw
97772	1868	"	"	"	Thread Guide
89363	2306	Thread Retaining Disc	
*1110e	2308	"	" Screw Stud
20972	—	"	"	"	1110e with 1560d
1560d	2306	"	"	"	Regulating Thumb Nut
2103	2306	"	" Spring
97757	—	Thread Retainer,	complete, Nos. 2103, 20972 and two 89363					
95024	2081	"	" Thread Eyelet
SS50f	2088	"	" " Screw
97687	1970	Thread Take-up Crank	
SS484e	2088	"	" Cap Screw
97688	2304	"	" Cotter Pin
690c	2307	"	" " Screw
97689	2304	"	" Lever
97690	2304	"	" Bushing
SS515d	2088	"	" Clamping Screw
97691	2304	"	" Hinge Pin
97692	2304	"	" Link
97693	2302	"	" Hinge Pin
457e	2307	"	" " End Screw
430al	2307	"	" " Set Screw
97694	—	"	" complete, Nos. 457e, SS515d and 97689 to 97693					
82525	1970	"	" Spring...

No.	Plate								
97696	1970	Thread Take-up Spring	Adjusting Sleeve
97798	2303	"	"	"	Lever
97698	2727	"	"	"	Regulator
443c	2307	"	"	"	"	Set Screw
98464	2300	Throat Plate	(coarse needle hole)
98577	2300	"	"	(fine needle hole)
838f	2308	"	"	Screw (2)
<i>NOTE.—No. 98464 is sent with this machine unless otherwise specified on order.</i>									
98434	—	Work Plate
†98435	2288	"	"	Bracket
50512d	2308	"	"	"	Screw
98436	—	"	"	complete, Nos. 98434, 98435 and two 50512d

† For Two-Tone Machines the finish of these parts is Grey Metallic (Colour Code No. 728).

PARTS COMPLETE

FOR

MACHINE No. 133K17

Long Arm, Drop Feed, Alternating Pressers. For General Cloth, Canvas and Leather Work.

No.	Plate						
†*103077	—	Arm	with two 56003 and three 97829

NOTE.—Due to the accuracy required for gear alignment, Arm cannot be supplied separately and can only be sent out as a unit, Arm and Bed assembled.

8582	2304	Arm	Dowel Pin (2)
56003	2302	"	Oil Tube with 52045, for intermediate bearing
52045	2081	"	" " " Packing (felt)
50220e	2309	"	Screw (4)
103024	2286	"	Shaft (horizontal)
103025	2477	"	" (") Bushing (intermediate)
97829	2073	"	" (") " (") Oiler
103026	2477	"	" (") " (") Oil Pad
423c	2308	"	" (") " (") Set Screw
97950	2471	"	" (") Flanged Bushing (back)
97923	2471	"	" (") " (") 97950 with				
							52198 and 97924
97605	2302	"	" (") " (") Drain Tube
97829	2073	"	" (") " (") Oiler
52198	2471	"	" (") " (") Oil Pad				(outside, felt)
97924	—	"	" (") " (") Oil Pad				(inside, braided cotton)
446c	2307	"	" (") " (") (back) Set Screw
97951	2471	"	" (") " (") (front)
97925	2471	"	" (") " (") 97951 with				52198 and 97926
97829	2073	"	" (") " (") Oiler
52198	2471	"	" (") " (") Oil Pad				(outside, felt)
97926	—	"	" (") " (") Oil Pad				(inside, braided cotton)
50084c	2308	"	" (") " (") (front) Set Screw
97807	2727	"	" (") Gear with three 50083c
97609	2288	"	" (") " Case (2 pieces) with 121e and				50234d

† For Two-Tone Machines the finish of these parts is Grey Metallic (Colour Code No. 728).

No.	Plate								
50234d	2308	Arm Shaft (horizontal)	Gear Case Plug Screw
121e	2307	" "	(") " " Screw
50083c	2308	" "	(") " Set Screw
144c	2307	" "	(") Screw
97610	2295	" "	(upright)
97611	1970	" "	(") Bushing (lower)
575c	2307	" "	(") " (") Set Screw
97612	1970	" "	(") " (upper)
575c	2307	" "	(") " (") Set Screw
97808	2727	" "	(") Gear (lower) with SS580f and two SS581c
SS580f	2088	" "	(") " (") Position Screw
SS581c	2088	" "	(") " (") Set Screw
97809	2727	" "	(") " (upper) with SS580f and two SS581c
SS580f	2088	" "	(") " (") Position Screw
SS581c	2088	" "	(") " (") Set Screw
†97615	2726	" "	Side Cover
51224d	2307	" "	" " Thumb Screw
82403	2302	" "	Spool Pin (2)
†97616	2726	" "	" " Bushing
†202247	2726	" "	Top Cover
SS505h	2088	" "	" " Screw
202248	2306	" "	" " Washer
†*103078	—	Bed

NOTE.—Due to the accuracy required for gear alignment, Bed cannot be supplied separately and can only be sent out as a unit, Arm and Bed assembled.

†97726	2072	Face Plate
158f	2307	" "	Screw (front)...
120f	2307	" "	" (back)
SS45f	2088	" "	" (upper)
97622	1970	" "	Thread Guard
190d	2307	" "	" " Screw
98484	2081	" "	" " Thread Retainer
98402	2303	Feed Dog
98513	2300	" "	Carrier with 1396c
98404	2302	" "	" Hinge Stud
1396c	2308	" "	" " Clamping Screw
46224	2302	" "	" " Oiler
98406	1976	" "	" Lifting Crank with two 1177c
1177c	2308	" "	" " Clamping Screw
98405	2303	" "	" Link
103094	—	" "	" Lever
92646	—	" "	" Pin
50042c	2308	" "	" Hinge Screw (2)
1620c	2306	" "	" " Nut (2)

† For Two-Tone Machines the finish of these parts is Grey Metallic (Colour Code No. 728).

No.	Plate								
971c	2308	Feed Dog	Carrier Position Screw
SS50c	2088	"	" Screw (2)
97711	2726	Feed Eccentric
98407	2087	"	" Adjusting Disc
97628	2726	"	" Flange
97629	2295	"	" " Coupling with five 50083c
50083c	2308	"	" " Screw
213655	1970	"	" Friction Spring Washer
SS513e	2088	"	" " " Screw
1521e	2306	"	" " " Nut
SS514e	2088	"	" Fulcrum Screw
1521e	2306	"	" " Nut
97713	2727	"	Lifting Eccentric with two 446c
446c	2307	"	" " Set Screw
103064	2286	"	" Rock Shaft
98409	1976	"	" " Bushing (front)
423c	2308	"	" " (") Set Screw
98410	1976	"	" " (back)
435c	2307	"	" " (") Set Screw
98412	2296	"	" " Connecting Rod with 97716 and two	1186e
*97716	—	"	" " " Cap
1186e	2308	"	" " " Screw
SS534c	2088	"	" " " Hinge Screw
1608c	2306	"	" " " " Nut
98411	1976	"	" " Crank
SS370c	2088	"	" " " Set Screw
213161	2727	"	Regulating Lever with 213657
SS506c	2088	"	" " Hinge Screw
97771	2303	"	" " Spring
213657	2727	"	" " Pin...
103093	—	"	" Rock Shaft
103065	2323	"	" " " 103093 with 92646 and 103094
98414	1976	Feed	Rock Shaft Bushing (front)
423c	2308	"	" " (") Set Screw
98415	1976	"	" " (back)
435c	2307	"	" " (") Set Screw...
98417	2296	"	" " Connecting Rod with 97716 and two 1186e
*97716	—	"	" " " Cap
1186e	2308	"	" " " Screw
SS534c	2088	"	" " " Hinge Screw
1608c	2306	"	" " " " Nut
98416	1976	"	" " Crank with SS523c
SS523c	2088	"	" " Clamping Screw
85527	2288	Guide
793d	2307	"	" Thumb Screw (2)

No.	Plate								
97654	2295	Lifting Presser Bar
97729	2073	"	"	"	Bell Crank
1480c	2307	"	"	"	"	"	Cap Screw (2)
97730	2073	"	"	"	"	"	Connecting Link
1480c	2307	"	"	"	"	"	"	Cap Screw	...
97731	2073	"	"	"	"	"	Driving Arm with 453c
97735	2072	"	"	"	"	"	"	Eccentric Con- nection	...
SS534c	2088	"	"	"	"	"	"	"	Con- nection Hinge Screw
1608c	2306	"	"	"	"	"	"	Arm Eccentric Con- nection Hinge Screw Nut	...
2117	2302	"	"	"	"	"	"	Arm Pin	...
453c	2307	"	"	"	"	"	"	Set Screw	...
97732	2072	"	"	"	"	"	"	Shaft	...
97733	2072	"	"	"	"	"	"	Bracket	...
50307d	2307	"	"	"	"	"	"	"	Screw
97734	—	"	"	"	"	"	Driving Arm Shaft Bracket, complete, Nos. 2117 and 97731 to 97733
97736	2073	"	"	"	"	"	Guide Bracket with two 1186c
1186c	2308	"	"	"	"	"	Clamping Screw
97762	2073	"	"	"	"	"	Gib
440c	2307	"	"	"	"	"	"	Adjusting Screw	...
1698c	2307	"	"	"	"	"	"	"	Nut
97737	2073	"	"	"	"	"	Support
171e	2307	"	"	"	"	"	"	Screw (2)	...
97738	2322	"	"	"	Foot
SS329f	2088	"	"	"	"	Screw
1547c	2306	"	"	"	"	"	Nut
103113	—	Machine Pulley 'V' belt groove (diam. of belt groove 4$\frac{1}{4}$") with two 434c
97791	1973	"	"	"	5 $\frac{1}{4}$ " (9" diam.) with two 434c, for Foot Power
97835	—	"	"	"	(two-speed) with two 434c, for Foot Power
434c	2307	"	"	"	Set Screw

NOTE.—No. 103113 is sent with this machine unless otherwise specified on order, but Bobbin Winder No. 97945 must be used with Machine Pulley No. 97791 or No. 97835.

Catalogue

5011	—	Needle, size 25 (216 × 1)
97644	2295	Needle Bar (hollow)
97645	1970	"	"	Bushing (lower)
889c	2307	"	"	" (")	Set Screw	...
97646	2295	"	"	" (upper)
SS509e	2088	"	"	" (")	Cap Screw	...
46224	2302	"	"	" (")	Oiler	...
889c	2307	"	"	" (")	Set Screw	...

No.	Plate								
97648	2303	Needle Bar	Connecting Link
97649	1970	"	"	"	"	Stud with two SS512c
SS512c	2088	"	"	"	"	Clamping Screw
97650	2322	"	"	"	"	Slide Block
97727	2072	"	"	Crank
97778	—	"	"	"	97727 with SS320c, SS370c, 2022 and 97777
97777	2073	"	"	"	Eccentric
2022	2302	"	"	"	"	Position Pin
SS370c	2088	"	"	"	Position Screw
SS320c	2088	"	"	"	Set Screw
97794	1970	Needle Clamp
97652	—	"	"	97794 with 156f, 217f and 97653
156f	2307	"	"	Screw
97653	1970	"	"	Thread Guide
217f	2307	"	"	"	"	Screw
82429	2295	Presser Bar Lifter
SS186f	2088	"	"	"	Screw
1518c	2306	"	"	"	"	Nut
97763	2073	"	"	Lifting and Releasing Lever Bracket
97706	2072	"	"	Spring
252c	2308	Pressure Regulating Thumb Screw
103019	2289	Rotating Hook	with 103016, 103021 and three 50383e
103020	—	"	"	103019 with 103006
103123	—	"	"	103019 " 103119
103021	2289	"	"	Base with three SS522c
97949	2402	"	"	Bobbin
*103004	2290	"	"	"	Case
103090	—	"	"	"	103004 with 103007 to 103010
103005	2290	"	"	"	103090 with 662d, 768f, 1443f and 103013 to 103015
103118	—	"	"	"	103090 with 662d, 768f, 1443f, 103014, 103015 and 103115
103006	—	"	"	"	103005 with 97949
103119	—	"	"	"	103118 " 97949
103007	2290	"	"	"	Bobbin Retainer
103008	2290	"	"	"	"	"	Hinge Pin
103009	2290	"	"	"	"	"	Spring
103010	2290	"	"	"	"	"	"	Plunger	...
103055	2724	"	"	"	Position Bracket
SS582e	2308	"	"	"	"	"	Screw (2)
98419	2303	"	"	"	Retainer
98420	1970	"	"	"	"	"	Bracket
446c	2307	"	"	"	"	"	"	Set Screw (2)	...
98422	1970	"	"	"	"	"	Hinge Stud
889c	2307	"	"	"	"	"	"	Set Screw	...
103012	2724	"	"	"	"	"	Position Spring
792e	2307	"	"	"	"	"	"	Screw	...

No.	Plate								
98423	2303	Rotating Hook	Bobbin Case Retainer Spring with 98468
*98468	—	"	"	"	"	"	"	"	Pad ...
201f	2307	"	"	"	"	"	"	"	Screw ...
103013	2290	"	"	"	"	"	"	"	Ring (Nylon) (<i>only supplied when specified on order</i>).
103115	—	"	"	"	"	"	"	"	(Steel) ...
103014	2290	"	"	"	"	"	"	"	Spring ...
1443f	2308	"	"	"	"	"	"	"	Screw ...
103015	2290	"	"	"	"	"	"	"	Tension Spring ...
768f	2309	"	"	"	"	"	"	"	Adjusting Screw
662d	2307	"	"	"	"	"	"	"	Screw ...
†98523	2300	"	"	"	"	"	"	"	Cover Plate ...
†98425	2300	"	"	"	"	"	"	"	Bracket ...
SS45f	2088	"	"	"	"	"	"	"	Screw... ..
98426	1868	"	"	"	"	"	"	"	Hinge Pin ...
1019c	2308	"	"	"	"	"	"	"	Set Screw ...
98427	2303	"	"	"	"	"	"	"	Spring ...
176d	2307	"	"	"	"	"	"	"	Screw ...
98524	—	"	"	"	"	"	"	"	complete, Nos. 1019c, 98425 to 98427, 98523 and two 176d
103016	2290	"	"	"	"	"	"	"	Ring ...
50383e	2309	"	"	"	"	"	"	"	Screw ...
SS522c	2088	"	"	"	"	"	"	"	Screw ...
103032	2286	"	"	"	"	"	"	"	Shaft ...
98428	1970	"	"	"	"	"	"	"	Bushing (back) ...
97678	2304	"	"	"	"	"	"	"	(") Oil Pad ...
448c	2307	"	"	"	"	"	"	"	(") Set Screw ...
98429	1970	"	"	"	"	"	"	"	(front) ...
98473	1868	"	"	"	"	"	"	"	(") Oil Pad ...
423c	2308	"	"	"	"	"	"	"	(") Set Screw ...
97824	2727	"	"	"	"	"	"	"	Collar with two 1258c ...
1258c	2307	"	"	"	"	"	"	"	Set Screw ...
97808	2727	"	"	"	"	"	"	"	Gear with SS580f and two SS581c ...
97680	2295	"	"	"	"	"	"	"	Case (two pieces) with 121e and 50234d
50234d	2308	"	"	"	"	"	"	"	Plug Screw ...
121e	2307	"	"	"	"	"	"	"	Screw ...
SS580f	2088	"	"	"	"	"	"	"	Position Screw ...
SS581c	2088	"	"	"	"	"	"	"	Set Screw ...
97804	2322	Slack Thread Regulator
97805	2322	"	"	"	"	"	"	"	97804 with SS515d and 97690 ...
97690	2304	"	"	"	"	"	"	"	Bushing ...
SS515d	2088	"	"	"	"	"	"	"	Clamping Screw ...
190d	2307	"	"	"	"	"	"	"	Screw (2) ...

† For Two-Tone Machines the finish of these parts is Grey Metallic (Colour Code No. 728).

No.	Plate							
97795	2306	Tension Disc (inner)
97796	2306	"	"	(outer)
1560d	2306	"	Regulating Thumb Nut
97683	2306	"	Releasing Disc
97684	2303	"	"	Lever...
646d	2307	"	"	"	Hinge Screw
12329	2304	"	"	"	Spring
97799	2302	"	"	"	Pin
SS536d	2088	"	Screw Stud
11422	2306	"	Spring
82446	2306	"	Washer (felt)
97797	2306	"	"	(fibre)
97800	—	Tension (rotating) and Thread Take-up Spring , complete, Nos. SS536d, 1560d, 11422, 82446, 82525, 97683, 97696, 97698 and 97795 to 97798
97756	—	Thread Guard (side of arm)
1143c	2308	"	"	Set Screw
97769	2295	Thread Lubricating Cup
97770	—	"	"	"	97769 with 160c, 97772 and 250519
250519	2304	"	"	"	Oil Pad (felt)
160c	2307	"	"	"	Set Screw
97772	1868	"	"	"	Thread Guide
89363	2306	Thread Retaining Disc
*1110e	2308	"	"	Screw Stud
20972	—	"	"	"	"	1110e with 1560d
1560d	2306	"	"	"	"	Regulating Thumb Nut
2103	2306	"	"	"	Spring
97757	—	Thread Retainer , complete, Nos. 2103, 20972 and two 89363
95024	2081	"	"	Thread Eyelet
SS50f	2088	"	"	"	"	Screw
97687	1970	Thread Take-up Crank
SS484e	2088	"	"	"	Cap Screw
97688	2304	"	"	"	Cotter Pin
690c	2307	"	"	"	"	"	Screw	...
97689	2304	"	"	"	Lever
97690	2304	"	"	"	Bushing
SS515d	2088	"	"	"	"	Clamping Screw
97691	2304	"	"	"	Hinge Pin
97692	2304	"	"	"	Link
97693	2302	"	"	"	"	Hinge Pin
457e	2307	"	"	"	"	"	End Screw	...
430al	2307	"	"	"	"	"	Set Screw	...
97694	—	"	"	"	complete, Nos. 457e, SS515d and 97689 to 97693

No.	Plate								
82525	1970	Thread Take-up Spring...
97696	1970	" " " Adjusting Sleeve
97798	2303	" " " Lever
97698	2727	" " " Regulator
443c	2307	" " " " Set Screw
98430	2300	Throat Plate
98431	2300	" " Body
98476	2300	" " " complete, Nos. 98430, 98431 and two 50123f
SS45f	2088	" " " Screw (2)
50123f	2308	" " " Screw
97739	2072	Vibrating Presser Bar
97802	2073	" " " Cap
1480c	2307	" " " " Screw for 97739
207f	2307	" " " " " " 97802
97803	2073	" " " Cushion
97742	2073	" " " Spring
225d	2307	" " " " Screw
97743	2322	Vibrating Presser Foot...
898d	2307	" " " Screw
1547e	2306	" " " " Nut
98486	1973	Work Plate
†98487	2087	" " Bracket
50512d	2308	" " " Screw
98488	—	Work Plate, complete, Nos. 98486, 98487 and two 50512d

NOTE.—No. 98488 is only supplied when specified on order and at an extra charge.

† For Two-Tone Machines the finish of these parts is Grey Metallic (Colour Code No. 728).

Accessories

No.	Plate							
—	—	Instruction Book
51077e	2308	Machine Bolt with 1524e, $3" \times \frac{1}{4}"$ (4)
6055	2306	" " Washer (4)
93012	2322	" " " (small) (4)
Catalogue								
5401	—	Needles, six size 22 (216×5) for 133K12 Machine
Catalogue								
5021	—	" three each sizes 28 and 29 (216×7) for 133K13, 133K14 and 133K18 Machines
Catalogue								
5011	—	" three each sizes 23 and 25 (216×1) for 133K15 Machine
Catalogue								
5011	—	" six size 25 (216×1) for 133K17 Machine
120342	1600	Oiler
97949	2402	Rotating Hook Bobbin (2)
86611	1600	Screw Driver (large)
161295	—	" " (small)

Bobbin Winders

BOBBIN WINDER

(Swinging Automatic, Left Hand) for 133K13 to 133K15, 133K17 and 133K18 Machines.

No.	Plate						
†41894	2401	Base with 449c
894d	2307	" Screw
2362	2402	Bobbin Position Pin
†41896	2402	Frame
41441	2402	" Hinge Pin
449c	2307	" " " Set Screw
125044	2081	" Oil Pad
41897	2402	" Spring
43270	2401	Friction Pulley with 43271, two 448c and ten 15405
43271	2401	" " Ring (leather)
15405	—	" " " Rivet
448c	2307	" " " Set Screw...
97942	2402	Spindle with 2362
†97748	2402	Stop Latch
41446	2402	" " Hinge Pin
2269	2402	" " Pin
†97749	2401	Support Bracket
346e	2307	" " Screw
†97774	2401	Tension Bracket
50073d	2308	" " Screw
2102	2304	" Disc
SS521c	2088	" Screw Stud
889c	2307	" " " Set Screw
1560d	2306	" " " Thumb Nut
2103	2306	" Spring
97826	2081	" Thread Guard
889c	2307	" " " Set Screw
97776	—	Tension, complete, Nos. SS521c, 1560d, 2103, 97774, 97826, two each 889c and 2102
41899	2402	Tripping Arm with 176d
176d	2307	" " Clamping Screw
97750	2402	" " Spring
97944	2401	Bobbin Winder , complete, Nos. 346e, 2269, 41441, 41446, 41894, 41896, 41897, 41899, 43270, 97748 to 97750, 97776, 97942, 125044, two 50073d and three 894d

† For Two-Tone Machines the finish of these parts is Grey Metallic (Colour Code No. 728).

BOBBIN WINDER

(Swinging Automatic, Left Hand) for 133K12 Machine.

This is the same as Bobbin Winder No. 97944 with the following exceptions:—

No.	Plate							
103049	2725	Base with 449c
103050	2725	Support Bracket
98579	2101	Tension Bracket
98580	—	" complete, Nos. S5521c, 1560d, 2103, 97826, 98579, two each 889c and 2102						
97947	—	Bobbin Winder , complete, Nos. 346e, 2269, 41441, 41446, 41896, 41897, 41899, 43270, 97748, 97750, 97942, 98580, 103049, 103050, 125044, two 50073d and three 894d						...

BOBBIN WINDER

(Swinging Automatic, Left Hand) for 133K13, 133K15, 133K17 and 133K18 Machines.

When fitted with Machine Pulley No. 97791 for Foot Power.

This is the same as Bobbin Winder No. 97944 with the following exception:—

No.	Plate							
97792	2401	Support Bracket
97945	—	Bobbin Winder , complete, Nos. 346e, 2269, 41441, 41446, 41894, 41896, 41897, 41899, 43270, 97748, 97750, 97776, 97792, 97942, 125044, two 50073d and three 894d						...

Foot Lifter

for 133K17 Machine.

Supplied only when specified on order.

No.	Plate							
4881	1973	Foot Lever
97785	-	" "	Chain (34" long), with 39575, 39576 and 56864
4879	2303	" "	" Connecting Link
39576	2081	" "	" Hook (upper)
39575	2081	" "	" " (centre)
56864	2081	" "	" " (lower)
4884	1973	" "	Floor Bracket
—	—	" "	" " Screw (wood) 1" No. 16
4882	2087	" "	Hinge Pin
4883	2087	" "	" " Spring
4885	1973	" "	4881, with 4879, 4882 to 4884 and two wood screws
							1" No. 16	
97786	—	" "	complete, Nos. 4885 and 97785
103079	2286	Lifting Lever with 448c
103087	—	" "	103079 with 97723, 103085 and two 161r
98470	2296	" "	Connecting Rod
12416	2303	" "	" " Joint
76d	2307	" "	" " Hinge Screw
1521e	2306	" "	" " Lock Nut
103085	2286	" "	Extension
161r	2309	" "	" Screw
694d	2307	" "	Hinge Screw
97768	2073	" "	Link
100d	2307	" "	" Hinge Screw
97723	2288	" "	Pin
448c	2307	" "	" Set Screw
103080	2286	" "	Spring
1115d	2322	" "	" Screw
103081	—	Foot Lifter , complete, Nos. 76d, 100d, 694d, 1115d, 1521e, 12416, 97768, 97786, 98470, 103080 and 103087

Thread Unwinder

For Two Spools of Thread.

No.	Plate								
27623	1855	Spool Pin
98489	—	" Rest
98490	1855	" "	98489 with 1149c and two 27623			
225388	1855	" "	Rod
200383c	2308	" "	" Set Screw
1149c	2308	" "	" Set Screw
202490	1855	"	Stand with 200383c
98491	1855	Thread Guide with 208e
208e	2307	" "	Set Screw
—	—	Screw (wood) $\frac{7}{8}$ " No. 13 (for fixing to table)...				
98492	1855	Thread Unwinder, complete, Nos. 98490, 98491, 202490, 225388 and three wood screws $\frac{7}{8}$" No. 13				

Numerical List of Parts

No.	Plate	
RR40	2724	Tension Releasing Crank Roller for 98571 ...
SS45f	2088	Face Plate Screw (upper) for 133K17 Machine
SS45f	2088	Face Plate Screw for 133K12 to 133K15 and 133K18 Machines
SS45f	2088	Rotating Hook Cover Plate Bracket Screw
SS45f	2088	Throat Plate Body Screw for 133K17 Machine
SS50c	2088	Feed Dog Screw for 133K17 Machine ...
SS50f	2088	Thread Retainer Thread Eyelet Screw ...
76d	2307	Foot Lifter Lifting Lever Connecting Rod Joint Hinge Screw for 103081
100d	2307	Foot Lifter Lifting Lever Link Hinge Screw for 103081
NN104e	2306	Lifting Presser Bar Yoke Socket Nut, with 50073d, for 133K12 Machine
118e	2307	Arm Screw for 133K13, 133K14 and 133K18 Machines
120f	2307	Face Plate Screw (back) for 133K17 Machine
121e	2307	Arm Shaft (horizontal) Gear Case Screw for 97609
121e	2307	Rotating Hook Shaft Gear Case Screw for 97680
141e	2308	Tension Releasing Crank Lever Extension Binding Screw for 98573
144c	2307	Arm Shaft (horizontal) Screw for 133K13 to 133K15, 133K17 and 133K18 Machines
145e	2308	Lifting Presser Bar Eccentric Connection Cap Screw for 103029 and 103054
156f	2307	Needle Bar Clamp and Thread Guide Screw for 98596
156f	2307	Needle Clamp Screw for 97652
158e	2307	Tension Releasing Crank Cap Screw for 98571
158f	2307	Face Plate Screw (front) for 133K17 Machine
160c	2307	Thread Lubricating Cup Set Screw for 97770
161r	2309	Foot Lifter Lifting Lever Extension Screw for 103087
171e	2307	Lifting Presser Bar Guide Bracket Support Screw for 133K17 Machine
176d	2307	Bobbin Winder Tripping Arm Clamping Screw for 41899
176d	2307	Rotating Hook Cover Plate Spring Screw for 98524
180d	2308	Arm Side Cover Oil Reservoir Screw for 133K13 and 133K14 Machines ...

No.	Plate	
SS186f	2088	Presser Bar Lifter Screw for 133K17 Machine
SS186f	2088	Tension Releasing Crank Lever Link Guide Screw for 133K12 Machine
190d	2307	Driving Attachment Lever Friction Pad Screw for 98511
190d	2307	Face Plate Thread Eyelet Retainer Screw for 133K13 to 133K15 and 133K18 Machines
190d	2307	Face Plate Thread Guard Screw for 133K12 and 133K17 Machines
190d	2307	Slack Thread Regulator Screw for 133K17 Machine
190e	2307	Oil Reservoir Oil Pipe Clip Screw for 133K13 and 133K14 Machines
191c	2308	Lifting Presser Bar Bell Crank Connection Hinge Stud Set Screw for 98444
191c	2308	Lifting Presser Bar Eccentric Connection Hinge Stud Set Screw for 98448
201f	2307	Rotating Hook Bobbin Case Retainer Spring Screw
207f	2307	Vibrating Presser Bar Cap Screw for 97802
208e	2307	Thread Unwinder Thread Guide Set Screw for 98491
217f	2307	Needle Clamp Thread Guide Screw for 97652
225d	2307	Vibrating Presser Bar Spring Screw for 133K17 Machine
252e	2308	Pressure Regulating Thumb Screw for 133K17 Machine
SS320c	2088	Needle Bar Crank Set Screw for 97651 and 97778
SS326e	2308	Lifting Presser Bar Screw Bushing for 133K12 Machine
SS329f	2088	Lifting Presser Foot Screw
346e	2307	Bobbin Winder Support Bracket Screw for 97944, 97945 and 97947
356c	2309	Machine Starting Lever Pitman Rod Treadle Extension Rod Set Screw for 84935
363c	2308	Driving Attachment Lever Belt Shifter Clamping Screw for 98503
363c	2308	Driving Attachment Lever Belt Shifter Rod Clamping Screw for 98505
SS370c	2088	Feed Lifting Rock Shaft Crank Set Screw for 133K17 Machine
SS370c	2088	Needle Bar Crank Position Screw for 97651 and 97778
423c	2308	Arm Shaft (horizontal) Bushing (inter- mediate) Set Screw for 133K15 and 133K17 Machines

No.	Plate	
423c	2308	Feed Lifting Rock Shaft Bushing (front) Set Screw for 133K17 Machine
423c	2308	Feed Rock Shaft Bushing (front) Set Screw for 133K17 Machine
423c	2308	Rotating Hook Shaft Bushing (front) Set Screw
430al	2307	Thread Take-up Lever Link Hinge Pin Set Screw
SS432c	2308	Machine Pulley Set Screw for 98498 ...
434c	2307	Machine Pulley Set Screw for 97791, 97835, 98498 and 103113
435c	2307	Feed Lifting Rock Shaft Bushing (back) Set Screw for 133K17 Machine
435c	2307	Feed Rock Shaft Bushing (back) Set Screw for 133K17 Machine
440c	2307	Lifting Presser Bar Guide Bracket Gib Adjusting Screw for 133K17 Machine ...
443al	2307	Oiler Pipe Screw for 103097
443c	2307	Thread Take-up Spring Regulator Set Screw
446c	2307	Arm Shaft (horizontal) Flanged Bushing (back) Set Screw
446c	2307	Feed Lifting Eccentric Set Screw for 97713
446c	2307	Rotating Hook Bobbin Case Retainer Bracket Set Screw
448c	2307	Bobbin Winder Friction Pulley Set Screw for 43270
448c	2307	Driving Attachment Lever Spindle Set Screw for 98511
448c	2307	Foot Lifter Lifting Lever Pin Set Screw for 103079
448c	2307	Lifting Presser Bar Bell Crank Hinge Stud Set Screw for 133K13 to 133K15 and 133K18 Machines
448c	2307	Lifting Presser Bar Eccentric Screw for 98451
448c	2307	Lifting Presser Bar Shaft Bushing (back) Set Screw for 133K13 to 133K15 and 133K18 Machines
448c	2307	Lifting Presser Bar Shaft Bushing (front) Set Screw for 133K13 to 133K15 and 133K18 Machines
448c	2307	Rotating Hook Shaft Bushing (back) Set Screw
448c	2307	Tension Releasing Crank Lever Pin Set Screw for 98574
449c	2307	Bobbin Winder Frame Hinge Pin Set Screw for 41894 and 103049

No.	Plate	
453c	2307	Lifting Presser Bar Bell Crank Driving Arm Set Screw for 97731
457e	2307	Thread Take-up Lever Link Hinge Pin End Screw for 97694
SS484e	2088	Thread Take-up Crank Cap Screw ...
SS505h	2088	Arm Top Cover Screw
SS506c	2088	Feed Regulating Lever Hinge Screw for 133K17 Machine
SS509e	2088	Lifting Presser Bar Bushing (upper) Cap Screw for 133K13 to 133K15 and 133K18 Machines
SS509e	2088	Needle Bar Bushing (upper) Cap Screw for 133K13 to 133K15, 133K17 and 133K18 Machines
SS512c	2088	Needle Bar Connecting Link Stud Clamping Screw for 97649
SS513e	2088	Feed Eccentric Friction Spring Washer Screw for 133K17 Machine
SS514e	2088	Feed Eccentric Fulcrum Screw for 133K17 Machine
SS515d	2088	Slack Thread Regulator Bushing Clamping Screw for 97805
SS515d	2088	Thread Take-up Lever Bushing Clamping Screw for 97694
SS521c	2088	Bobbin Winder Tension Screw Stud for 97776 and 98580
SS522c	2088	Rotating Hook Screw for 103003, 103021 and 103103
SS523c	2088	Feed Rock Shaft Crank Clamping Screw for 98416
SS534c	2088	Feed Lifting Rock Shaft Connecting Rod Hinge Screw for 133K17 Machine ...
SS534c	2088	Feed Rock Shaft Connecting Rod Hinge Screw for 133K17 Machine
SS534c	2088	Lifting Presser Bar Bell Crank Driving Arm Eccentric Connection Hinge Screw for 133K17 Machine
SS536d	2088	Tension Screw Stud for 97800
SS545d	2308	Machine Pulley End Screw for 133K14 Machine
SS546c	2308	Driving Attachment Lever Belt Shifter Carrier Screw for 98511
SS547c	2308	Driving Attachment Lever Bracket Screw for 98511
SS547c	2308	Machine Stop Motion Bracket Screw for 103048

No.	Plate				
575c	2307	Arm Shaft (upright)	Bushing (lower)	Set	
		Screw
575c	2307	Arm Shaft (upright)	Bushing (upper)	Set	
		Screw
SS580f	2088	Arm Shaft (upright)	Gear (lower)	Position	
		Screw for 97808
SS580f	2088	Arm Shaft (upright)	Gear (upper)	Position	
		Screw for 97809
SS580f	2088	Rotating Hook Shaft	Gear	Position	Screw
		for 97808
SS581c	2088	Arm Shaft (upright)	Gear (lower)	Set	Screw
		for 97808
SS581c	2088	Arm Shaft (upright)	Gear (upper)	Set	Screw
		for 97809
SS581c	2088	Rotating Hook Shaft	Gear	Set	Screw for
		97808
SS582e	2308	Rotating Hook Bobbin Case	Position	Bracket	
		Screw
597c	2308	Driving Attachment Shaft	Pulley	Clamping	
		Screw for 84275
SS608d	2309	Arm Shaft (horizontal)	Screw for 103048	...	
SS609c	2309	Machine Driving Friction	Clamp	Screw for	
		103022
SS610c	2309	Machine Stop Cam	Position	Screw for 103044	
641c	2308	Lifting Presser Bar	Lifting	Collar	Clamping
		Screw for 98455
646d	2307	Tension Releasing Lever	Hinge	Screw for	
		133K12 and 133K17	Machines	...	
647e	2308	Lifting Presser Bar	Crank (back)	Clamping	
		Screw for 98448
662d	2307	Rotating Hook Bobbin Case	Tension	Spring	
		Screw for 103005, 103106, 103118 and	103121
690c	2307	Thread Take-up Crank	Cotter	Pin	Screw
	
694d	2307	Foot Lifter	Lifting	Lever	Hinge
		Screw for 103081
694d	2307	Tension Releasing Crank	Lever	Hinge	Screw
		for 133K12 Machine
703d	2308	Arm Side Cover	Thumb	Screw for 133K13	
		to 133K15 and 133K18	Machines	...	
763f	2309	Rotating Hook Bobbin Case	Tension	Spring	
		Adjusting	Screw for 103005, 103106,	103118 and 103121	...
	
792e	2307	Rotating Hook Bobbin Case	Retainer	Position	
		Spring	Screw
793d	2307	Guide	Thumb	Screw for 133K17	Machine
	

No.	Plate	
838f	2308	Throat Plate Screw for 133K12 to 133K15 and 133K18 Machines
889c	2307	Bobbin Winder Tension Screw Stud Set Screw for 97776 and 98580
889c	2307	Bobbin Winder Tension Thread Guard Set Screw for 97776 and 98580
889c	2307	Lifting Presser Bar Bushing (upper) Set Screw for 133K13 to 133K15 and 133K18 Machines
889c	2307	Lifting Presser Bar Bushing (lower) Set Screw for 133K13 to 133K15 and 133K18 Machines
889c	2307	Needle Bar Bushing (lower) Set Screw
889c	2307	Needle Bar Bushing (upper) Set Screw
889c	2307	Rotating Hook Bobbin Case Retainer Hinge Stud Set Screw
894d	2307	Bobbin Winder Base Screw for 97944, 97945 and 97947
898d	2307	Vibrating Presser Foot Screw for 133K17 Machine
971c	2308	Feed Dog Carrier Position Screw for 133K17 Machine
1019c	2308	Rotating Hook Cover Plate Hinge Pin Set Screw for 98524
*1110e	2308	Thread Retaining Screw Stud for 20972
1115d	2322	Foot Lifter Lifting Lever Spring Screw for 103081
1143c	2308	Thread Guard Set Screw
1149c	2308	Thread Unwinder Spool Rest Set Screw for 98490
1177c	2308	Feed Dog Carrier Lifting Crank Clamping Screw for 98406
1186c	2308	Lifting Presser Bar Guide Bracket Clamping Screw for 97655, 97736 and 98454
1186c	2308	Oiler Bracket Screw for 103097
1186e	2308	Feed Lifting Rock Shaft Connecting Rod Cap Screw for 98412
1186e	2308	Feed Rock Shaft Connecting Rod Cap Screw for 98417
1226d	2308	Arm Side Cap Screw for 133K12 Machine
1258c	2307	Rotating Hook Shaft Collar Set Screw for 97824
1396c	2308	Feed Dog Carrier Hinge Stud Clamping Screw for 98513
1401c	2309	Machine Stop Cam Position Screw Check Screw for 103044
1401c	2309	Machine Stop Cam Set Screw for 103044

No.	Plate	
1443f	2308	Rotating Hook Bobbin Case Ring Spring Screw for 103005, 103106, 103118 and 103121
1480c	2307	Lifting Presser Bar Bell Crank Cap Screw for 133K17 Machine
1480c	2307	Lifting Presser Bar Bell Crank Connecting Link Cap Screw for 133K17 Machine ...
1480c	2307	Vibrating Presser Bar Cap Screw for 97739
1517c	2306	Driving Attachment Lever Adjusting Screw Nut for 98511
1518c	2306	Presser Bar Lifter Screw Nut for 133K17 Machine
1518c	2306	Tension Releasing Crank Lever Link Guide Screw Nut for 133K12 Machine ...
1521e	2306	Feed Eccentric Friction Spring Washer Screw Nut for 133K17 Machine ...
1521e	2306	Feed Eccentric Fulcrum Screw Nut for 133K17 Machine
1521e	2306	Foot Lifter Lifting Lever Connecting Rod Lock Nut for 103081
1547c	2306	Lifting Presser Foot Screw Nut
1547e	2306	Vibrating Presser Foot Screw Nut for 133K17 Machine
1560d	2306	Tension Regulating Thumb Nut for 97800 ...
1560d	2306	Thread Retaining Screw Stud Regulating Thumb Nut for 20972
1560d	2306	Bobbin Winder Tension Screw Stud Thumb Nut for 97776 and 98580
1608c	2306	Feed Lifting Rock Shaft Connecting Rod Hinge Screw Nut for 133K17 Machine ...
1608c	2306	Feed Rock Shaft Connecting Rod Hinge Screw Nut for 133K17 Machine ...
1608c	2306	Lifting Presser Bar Bell Crank Driving Arm Eccentric Connection Hinge Screw Nut for 133K17 Machine
1620c	2306	Feed Dog Carrier Link Hinge Screw Nut for 133K17 Machine
1698c	2307	Lifting Presser Bar Guide Bracket Gib Adjusting Screw Nut for 133K17 Machine
2022	2302	Needle Bar Crank Eccentric Position Pin for 97778
2102	2304	Bobbin Winder Tension Disc for 97776, 98580 and 225462
2103	2306	Thread Retaining Spring for 97757 ...
2103	2306	Bobbin Winder Tension Spring for 97776 and 98580

No.	Plate	
2117	2302	Lifting Presser Bar Bell Crank Driving Arm Pin for 97734
2269	2402	Bobbin Winder Stop Latch Pin for 97944, 97945 and 97947
2362	2402	Bobbin Winder Bobbin Position Pin for 97942 and 97943
4879	2303	Foot Lifter Foot Lever Chain Connecting Link for 4885
4881	1973	Foot Lifter Foot Lever for 4885
4882	2087	Foot Lifter Foot Lever Hinge Pin for 4885
4883	2087	Foot Lifter Foot Lever Hinge Pin Spring for 4885
4884	1973	Foot Lifter Foot Lever Floor Bracket for 4885
4885	1973	Foot Lifter Foot Lever 4881, with 4879, 4882 to 4884 and two wood screws 1" No. 16, for 97786
6055	2306	Machine Bolt Washer ... (Accessories)
7958	2302	Driving Attachment Lever Spring Hook for 133K14 Machine
8582	2304	Arm Dowel Pin for 133K13 to 133K15, 133K17 and 133K18 Machines
11422	2306	Tension Spring for 97800
12329	2304	Tension Releasing Lever Spring for 133K12 and 133K17 Machines
12416	2303	Foot Lifter Lifting Lever Connecting Rod Joint for 103081
13710	2315	Bobbin Winder Tension Spring for 225462
15405	—	Bobbin Winder Friction Pulley Ring Rivet for 43270
19044	2477	Arm Side Cover Oil Reservoir Cover Hinge Screw Spring Washer for 98590
20972	—	Thread Retaining Screw Stud 1110e with 1560d, for 97757
27623	1855	Thread Unwinder Spool Pin for 98490
39569	—	Driving Attachment Starting Lever Chain, 45" long, with 39575 and 39576, for 98512
39569	—	Machine Starting Lever Pitman Rod Treadle Chain, 45" long, with 39575 and 39576, for 133K12 Machine
39575	2081	Driving Attachment Starting Lever Chain Hook (centre) for 39569
39575	2081	Foot Lifter Foot Lever Chain Hook (centre) for 97785
39575	2081	Machine Starting Lever Pitman Rod Treadle Chain Hook (lower) for 39569

No.	Plate	
39576	2081	Driving Attachment Starting Lever Chain Hook (upper) for 39569
39576	2081	Foot Lifter Foot Lever Chain Hook (upper) for 97785
39576	2081	Machine Starting Lever Pitman Rod Treadle Chain Hook (upper) for 39569... ..
41441	2402	Bobbin Winder Frame Hinge Pin for 97944, 97945 and 97947
41446	2402	Bobbin Winder Stop Latch Hinge Pin for 97944, 97945 and 97947
†41894	2401	Bobbin Winder Base, with 449c, for 97944 and 97945
†41896	2402	Bobbin Winder Frame for 97944, 97945 and 97947
41897	2402	Bobbin Winder Frame Spring for 97944, 97945 and 97947
41899	2402	Bobbin Winder Tripping Arm, with 176d, for 97944, 97945 and 97947
43270	2401	Bobbin Winder Friction Pulley, with 43271, two 448c and ten 15405, for 97944, 97945 and 97947
43271	2401	Bobbin Winder Friction Pulley Ring (leather) for 43270
46224	2302	Feed Dog Carrier Hinge Stud Oiler for 133K17 Machine
46224	2302	Lifting Presser Bar Bushing (upper) Oiler for 133K13 to 133K15 and 133K18 Machines
46224	2302	Needle Bar Bushing (upper) Ciler for 133K13 to 133K15, 133K17 and 133K18 Machines
50042c	2308	Feed Dog Carrier Link Hinge Screw for 133K17 Machine
50057c	2308	Driving Attachment Lever Spring Plate Hinge Screw for 98511
50073d	2308	Bobbin Winder Tension Bracket Screw for 97944, 97945 and 97947
50073d	2308	Lifting Presser Bar Yoke Socket Nut Clamping Screw for NN104e
50083c	2308	Arm Shaft (horizontal) Gear Set Screw for 97807
50083c	2308	Feed Eccentric Adjusting Flange Coupling Screw for 97620
50084c	2308	Arm Shaft (horizontal) Flanged Bushing (front) Set Screw
50123f	2308	Throat Plate Screw for 93476
50220e	2309	Arm Screw for 133K15 and 133K17 Machines

† For Two-Tone Machines the finish of these parts is Grey Metallic (Colour Code No. 728).

No.	Plate	
50222c	2309	Arm Side Cover Oil Reservoir Cover Hinge Screw for 98590
50224c	2308	Driving Attachment Lever Adjusting Screw for 98511
50234d	2308	Arm Shaft (horizontal) Gear Case Plug Screw for 97609
50234d	2308	Rotating Hook Shaft Gear Case Plug Screw for 97680
50307d	2307	Lifting Presser Bar Bell Crank Driving Arm Shaft Bracket Screw for 133K17 Machine
50383e	2309	Rotating Hook Ring Screw for 103001, 103019 and 103101
50443d	2308	Lifting Presser Bar Yoke Screw for 98545 ...
50512d	2308	Work Plate Bracket Screw for 98436 and 98488
50632e	2309	Machine Incline Lever Screw for 103048 ...
51002e	2309	Machine Driving Friction Position Plate Screw for 103022
51077e	2308	Machine Bolt with 1524e, 3" x 1/4" (Accessories)
51224d	2307	Arm Side Cover Thumb Screw for 133K12 and 133K17 Machines
51232e	2309	Arm Screw for 133K12 Machine
52045	2081	Arm Oil Tube Packing (felt) for 56003 ...
52198	2471	Arm Shaft (horizontal) Flanged Bushing (back) Oil Pad (outside, felt) for 97923 and 103092
52198	2471	Arm Shaft (horizontal) Flanged Bushing (front) Oil Pad (outside, felt) for 97925 ...
56003	2302	Arm Oil Tube, with 52045, for 98536, 98584, 103023, 103052 and 103077
56864	2081	Foot Lifter Foot Lever Chain Hook (lower) for 97785
80218	2305	Machine Starting Lever Pitman Rod Treadle Floor Bracket for 84937
80219	2298	Machine Starting Lever Pitman Rod Treadle Bearing Pin for 84937
82403	2302	Arm Spool Pin
82429	2295	Presser Bar Lifter for 133K17 Machine ...
82446	2306	Tension Washer (felt) for 97800
82525	1970	Thread Take-up Spring for 97800
84275	—	Driving Attachment Shaft Pulley (sectional, grooved) 10" diam., with two 597c, for 133K14 Machine
84935	2305	Machine Starting Lever Pitman Rod Treadle with 356c, for 84937
84936	2305	Machine Starting Lever Pitman Rod Treadle Extension Rod for 84937

No.	Plate	
84937	—	Machine Starting Lever Pitman Rod Treadle complete, Nos. 80218, 80219, 84935, 84936 and four wood screws 1" No. 16, for 133K12 Machine
85527	2288	Guide for 133K17 Machine
86611	1600	Screw Driver (large) ... (Accessories)
87572	2306	Machine Incline Lever Screw Washer for 103048
89298	2297	Lifting Presser Bar Spring for 133K12 Machine
89363	2306	Thread Retaining Disc for 97757
91296	2020	Driving Attachment Starting Lever for 91299
91297	2020	Driving Attachment Starting Lever Bracket for 91299
91298	2302	Driving Attachment Starting Lever Bracket Hinge Pin for 91299
91299	2020	Driving Attachment Starting Lever, 91296 with 91297, 91298 and three wood screws 1½" No. 15, for 98512
91305	2287	Driving Attachment Starting Lever Chain Hook (lower) for 98512
92646	—	Feed Dog Carrier Link Lever Pin for 103065
93012	2322	Machine Bolt Washer (small) (Accessories)
95024	2081	Thread Retainer Thread Eyelet
97605	2302	Arm Shaft (horizontal) Flanged Bushing (back) Drain Tube for 133K13 to 133K15, 133K17 and 133K18 Machines
97609	2288	Arm Shaft (horizontal) Gear Case (two pieces), with 121e and 50234d
97610	2295	Arm Shaft (upright) for 133K13 to 133K15, 133K17 and 133K18 Machines
97611	1970	Arm Shaft (upright) Bushing (lower) for 133K13 to 133K15, 133K17 and 133K18 Machines
97612	1970	Arm Shaft (upright) Bushing (upper)
97614	2726	Arm Side Cap for 133K12 Machine
†97615	2726	Arm Side Cover for 133K17 Machine
†97616	2726	Arm Spool Pin Bushing
97622	1970	Face Plate Thread Guard for 133K12 and 133K17 Machines
97628	2726	Feed Eccentric Adjusting Flange for 133K17 Machine
97629	2295	Feed Eccentric Adjusting Flange Coupling, with five 50083c, for 133K17 Machine

† For Two-Tone Machines the finish of these parts is Grey Metallic (Colour Code No. 728).

No.	Plate	
97644	2295	Needle Bar (hollow) for 133K17 Machine ...
97645	1970	Lifting Presser Bar Bushing (lower) for 133K13 to 133K15 and 133K18 Machines
97645	1970	Needle Bar Bushing (lower)
97646	2295	Needle Bar Bushing (upper) for 133K13 to 133K15, 133K17 and 133K18 Machines
97648	2303	Needle Bar Connecting Link
97649	1970	Needle Bar Connecting Link Stud, with two SS512c
97650	2322	Needle Bar Connecting Link Stud Slide Block
97651	2295	Needle Bar Crank, with SS320c and SS370c for 133K12 to 133K15 and 133K18 Machines
97652	—	Needle Clamp 97794, with 156f, 217f and 97653, for 133K12, 133K15 and 133K17 Machines
97653	1970	Needle Clamp Thread Guide for 97652 ...
97654	2295	Lifting Presser Bar for 133K17 Machine ...
97655	2303	Lifting Presser Bar Guide Bracket, with two 1186c, for 133K12 Machine
97676	2295	Rotating Hook Shaft for 133K12 Machine ...
97678	2304	Rotating Hook Shaft Bushing (back) Oil Pad
97680	2295	Rotating Hook Shaft Gear Case (two pieces), with 121e and 50234d
97683	2306	Tension Releasing Disc for 97800
97684	2303	Tension Releasing Lever for 133K12 and 133K17 Machines
97687	1970	Thread Take-up Crank
97688	2304	Thread Take-up Crank Cotter Pin ...
97689	2304	Thread Take-up Lever for 97694
97690	2304	Face Plate Thread Eyelet for 133K13 to 133K15 and 133K18 Machines
97690	2304	Slack Thread Regulator Bushing for 97805
97690	2304	Thread Take-up Lever Bushing for 97694 ...
97691	2304	Thread Take-up Lever Hinge Pin for 97694
97692	2304	Thread Take-up Lever Link for 97694 ...
97693	2302	Thread Take-up Lever Link Hinge Pin for 97694
97694	—	Thread Take-up Lever, complete, Nos. 457e, SS515d and 97689 to 97693
97696	1970	Thread Take-up Spring Adjusting Sleeve for 97800
97698	2727	Thread Take-up Spring Regulator for 97800
97706	2072	Presser Bar Spring for 133K17 Machine ...
97711	2726	Feed Eccentric for 133K17 Machine ...
97713	2727	Feed Lifting Eccentric, with two 446c, for 133K17 Machine

No.	Plate	
*97716	—	Feed Lifting Rock Shaft Connecting Rod Cap for 98412
*97716	—	Feed Rock Shaft Connecting Rod Cap for 98417
97723	2288	Foot Lifter Lifting Lever Pin for 103087 ...
†97726	2072	Face Plate for 133K17 Machine
97727	2072	Needle Bar Crank for 97778
97729	2073	Lifting Presser Bar Bell Crank for 133K17 Machine
97730	2073	Lifting Presser Bar Bell Crank Connecting Link for 133K17 Machine
97731	2073	Lifting Presser Bar Bell Crank Driving Arm with 453c, for 97734
97732	2072	Lifting Presser Bar Bell Crank Driving Arm Shaft for 97734
97733	2072	Lifting Presser Bar Bell Crank Driving Arm Shaft Bracket for 97734
97734	—	Lifting Presser Bar Bell Crank Driving Arm Shaft Bracket, complete, Nos. 2117 and 97731 to 97733 for 133K17 Machine ...
97735	2072	Lifting Presser Bar Bell Crank Driving Arm Eccentric Connection for 133K17 Machine
97736	2073	Lifting Presser Bar Guide Bracket, with two 1186c, for 133K17 Machine
97737	2073	Lifting Presser Bar Guide Bracket Support for 133K17 Machine
97738	2322	Lifting Presser Foot for 133K17 Machine ...
97739	2072	Vibrating Presser Bar for 133K17 Machine ...
97742	2073	Vibrating Presser Bar Spring for 133K17 Machine
97743	2322	Vibrating Presser Foot for 133K17 Machine
†97748	2402	Bobbin Winder Stop Latch for 97944, 97945 and 97947
†97749	2401	Bobbin Winder Support Bracket for 97944 ...
97750	2402	Bobbin Winder Tripping Arm Spring for 97944, 97945 and 97947
97756	—	Thread Guard (side of arm) for 133K17 Machine
97757	—	Thread Retainer, complete, Nos. 2103, 20972 and two 89363... ..
97762	2073	Lifting Presser Bar Guide Bracket Gib for 133K17 Machine
97763	2073	Presser Bar Lifting and Releasing Lever Bracket for 133K17 Machine

† For Two-Tone Machines the finish of these parts is Grey Metallic (Colour Code No. 728).

No.	Plate	
97767	2297	Tension Releasing Crank Lever Spring for 133K12 Machine
97768	2073	Foot Lifter Lifting Lever Link for 103081 ...
97769	2295	Thread Lubricating Cup for 97770 ...
97770	—	Thread Lubricating Cup 97769, with 160c, 97772 and 250519
97771	2303	Feed Regulating Lever Spring for 133K17 Machine
97772	1868	Thread Lubricating Cup Thread Guide for 97770
†97774	2401	Bobbin Winder Tension Bracket for 97776 ...
97776	—	Bobbin Winder Tension, complete, Nos. SS521c, 1560d, 2103, 97774, 97826, two each 889c and 2102, for 97944 and 97945
97777	2073	Needle Bar Crank Eccentric for 97778 ...
97778	—	Needle Bar Crank 97727, with SS320c, SS370c, 2022 and 97777, for 133K17 Machine
97785	—	Foot Lifter Foot Lever Chain (34" long), with 39575, 39576 and 56864, for 97786 ...
97786	—	Foot Lifter Foot Lever, complete, Nos. 4885 and 97785 for 103081
97791	1973	Machine Pulley, 5¼" (9" diam.), with two 434c, for foot power for 133K13, 133K15, 133K17 and 133K18 Machines ...
97792	2401	Bobbin Winder Support Bracket for 97945 ...
97794	1970	Needle Clamp for 97652
97795	2306	Tension Disc (inner) for 97800
97796	2306	Tension Disc (outer) for 97800
97797	2306	Tension Washer (fibre) for 97800
97798	2303	Thread Take-up Spring Lever for 97800 ...
97799	2302	Tension Releasing Pin for 133K12 and 133K17 Machines
97800	—	Tension (rotating) and Thread Take-up Spring, complete, Nos. SS536d, 1560d, 11422, 82446, 82525, 97683, 97696, 97698 and 97795 to 97798
97802	2073	Vibrating Presser Bar Cap for 133K17 Machine
97803	2073	Vibrating Presser Bar Cushion for 133K17 Machine
97804	2322	Slack Thread Regulator for 97805 ...
97805	2322	Slack Thread Regulator 97804, with SS515d and 97690, for 133K17 Machine ...

† For Two-Tone Machines the finish of these parts is Grey Metallic (Colour Code No. 728).

No.	Plate	
97806	2020	Arm Shaft (horizontal) for 133K13, 133K14 and 133K18 Machines
97807	2727	Arm Shaft (horizontal) Gear, with three 50083c
97808	2727	Arm Shaft (upright) Gear (lower), with SS580f and two SS581c
97808	2727	Rotating Hook Shaft Gear, with SS580f and two SS581c
97809	2727	Arm Shaft (upright) Gear (upper), with SS580f and two SS581c
97824	2727	Rotating Hook Shaft Collar, with two 1258c
97826	2081	Bobbin Winder Tension Thread Guard for 97776 and 98580
97829	2073	Arm Shaft (horizontal) Bushing (intermediate) Oiler for 103023 and 103077
97829	2073	Arm Shaft (horizontal) Flanged Bushing (back) Oiler for 98536, 98584, 103023, 103052 and 103077
97829	2073	Arm Shaft (horizontal) Flanged Bushing (front) Oiler for 98536, 98584, 103023, 103052 and 103077
97829	2073	Arm Shaft (upright) Bushing (lower) Oiler for 98536, 98584, 103023 and 103052
97829	2073	Arm Shaft (upright) Bushing (upper) Oiler for 98536, 98584, 103023 and 103052
97829	2073	Rotating Hook Shaft Bushing (back) Oiler for 98536, 98584, 103023 and 103052
97829	2073	Rotating Hook Shaft Bushing (front) Oiler for 98440 and 103028
97830	2073	Lifting Presser Bar Shaft Bushing (back) Oiler for 98584, 103023 and 103052
97830	2073	Lifting Presser Bar Shaft Bushing (front) Oiler for 98584, 103023 and 103052
97835	—	Machine Pulley (two speed), with two 434c, for foot power, for 133K17 Machine
97921	2435	Bobbin Winder Stop Latch for 97948 and 97953
97923	2471	Arm Shaft (horizontal) Flanged Bushing (back) 97950 with 52198 and 97924 for 133K13 to 133K15, 133K17 and 133K18 Machines
97924	—	Arm Shaft (horizontal) Flanged Bushing (back) Oil Pad (inside, braided cotton) for 97923 and 103092
97925	2471	Arm Shaft (horizontal) Flanged Bushing (front) 97951 with 52198 and 97926

No.	Plate	
97926	—	Arm Shaft (horizontal) Flanged Bushing (front) Oil Pad (inside, braided cotton) for 97925
97942	2402	Bobbin Winder Spindle with 2362, for 97944, 97945 and 97947
97943	2402	Bobbin Winder Spindle with 2362 for 97948 and 97953
97944	2401	Bobbin Winder (swinging automatic, left hand), complete, Nos. 346e, 2269, 41441, 41446, 41894, 41896, 41897, 41899, 43270, 97748 to 97750, 97776, 97942, 125044, two 50073d and three 894d, for 133K13 to 133K15, 133K17 and 133K18 Machines...
97945	—	Bobbin Winder (swinging automatic, left hand), complete, Nos. 346e, 2269, 41441, 41446, 41894, 41896, 41897, 41899, 43270, 97748, 97750, 97776, 97792, 97942, 125044, two 50073d and three 894d, for 133K13, 133K15, 133K17 and 133K18 Machines, when fitted with Machine Pulley No. 97791, for Foot Power
97947	—	Bobbin Winder (swinging automatic, left hand), complete, Nos. 346e, 2269, 41441, 41446, 41896, 41897, 41899, 43270, 97748, 97750, 97942, 98580, 103049, 103050, 125044, two 50073d and three 894d, for 133K12 Machine
97948	2434	Bobbin Winder (Universal) complete, Nos. 97921, 97943, 200056e, 200082d, 200299h, 202473, 202478, 225433, 225453 to 225456, 225458, 225462, 228026, two each 225459 and wood screws $\frac{3}{4}$ " No. 12 R.H.B. ...

Supplied only when specified on order.

97949	2402	Rotating Hook Bobbin for 103006, 103107, 103119 and 103122
97950	2471	Arm Shaft (horizontal) Flanged Bushing (back) for 97923
97951	2471	Arm Shaft (horizontal) Flanged Bushing (front) for 97925
97953	—	Bobbin Winder (Universal) complete, Nos. 97921, 97943, 104196, 200056e, 200082d, 200299h, 202478, 225433, 225453 to 225456, 225458, 225462, 228026, two each 225459 and wood screws $\frac{3}{4}$ " No. 12 R.H.B., for 'V' Belt Drive

No.	Plate	
98402	2303	Feed Dog for 133K17 Machine
98404	2302	Feed Dog Carrier Hinge Stud for 133K17 Machine
98405	2303	Feed Dog Carrier Link for 133K17 Machine
98406	1976	Feed Dog Carrier Lifting Crank, with two 1177c, for 133K17 Machine
98407	2087	Feed Eccentric Adjusting Disc for 133K17 Machine
98409	1976	Feed Lifting Rock Shaft Bushing (front) for 133K17 Machine
98410	1976	Feed Lifting Rock Shaft Bushing (back) for 133K17 Machine
98411	1976	Feed Lifting Rock Shaft Crank for 133K17 Machine
98412	2296	Feed Lifting Rock Shaft Connecting Rod, with 97716 and two 1186e, for 133K17 Machine
98414	1976	Feed Rock Shaft Bushing (front) for 133K17 Machine
98415	1976	Feed Rock Shaft Bushing (back) for 133K17 Machine
98416	1976	Feed Rock Shaft Crank, with SS523c, for 133K17 Machine
98417	2296	Feed Rock Shaft Connecting Rod, with 97716 and two 1186e, for 133K17 Machine ...
98419	2303	Rotating Hook Bobbin Case Retainer ...
98420	1970	Rotating Hook Bobbin Case Retainer Bracket
98422	1970	Rotating Hook Bobbin Case Retainer Hinge Stud
98423	2303	Rotating Hook Bobbin Case Retainer Spring, with 98468
†98425	2300	Rotating Hook Cover Plate Bracket for 98524
98426	1868	Rotating Hook Cover Plate Hinge Pin for 98524
98427	2303	Rotating Hook Cover Plate Spring for 98524
98428	1970	Rotating Hook Shaft Bushing (back) ...
98429	1970	Rotating Hook Shaft Bushing (front) for 133K12 to 133K15 and 133K17 Machines
98430	2300	Throat Plate for 98476
98431	2300	Throat Plate Body for 98476
98434	—	Work Plate for 98436
†98435	2288	Work Plate Bracket for 98436
98436	—	Work Plate, complete, Nos. 98434, 98435 and two 50512d, for 133K12 to 133K15 and 133K18 Machines

† For Two-Tone Machines the finish of these parts
is Grey Metallic (Colour Code No. 728).

No.	Plate	
†*98440	—	Bed with 97829, for 133K12 Machine ...

NOTE.—Due to the accuracy required for gear alignment, Bed cannot be supplied separately and can only be sent out as a unit, Arm and Bed assembled.

98443	2296	Lifting Presser Bar (hollow) for 133K13 to 133K15 and 133K18 Machines ...
98444	1868	Lifting Presser Bar Bell Crank, with two 191c for 103031 and 103084 ...
98445	1868	Lifting Presser Bar Bell Crank Connection for 103031 and 103084 ...
98446	2302	Lifting Presser Bar Bell Crank Connection Hinge Stud for 103031 and 103084 ...
98446	2302	Lifting Presser Bar Eccentric Connection Hinge Stud for 103031 and 103084 ...
98447	2302	Lifting Presser Bar Bell Crank Hinge Stud for 133K13 to 133K15 and 133K18 Machines ...
98448	1868	Lifting Presser Bar Crank (back), with 191c and two 647e, for 103031 and 103084 ...
98449	1868	Lifting Presser Bar Crank (front) for 133K13 to 133K15 and 133K18 Machines ...
98450	1868	Lifting Presser Bar Crank (front) Pin for 133K13 to 133K15 and 133K18 Machines ...
98451	1868	Lifting Presser Bar Eccentric, with two 448c, for 133K13 to 133K15 and 133K18 Machines ...
98454	1868	Lifting Presser Bar Guide Bracket, with two 1186c, for 133K13 to 133K15 and 133K18 Machines ...
98455	1868	Lifting Presser Bar Lifting Collar, with 641c, for 133K13 to 133K15 and 133K18 Machines ...
98458	2288	Lifting Presser Bar Spring for 133K13 to 133K15 and 133K18 Machines ...
98459	2302	Lifting Presser Bar Spring Sleeve for 133K13 to 133K15 and 133K18 Machines ...
98460	1868	Lifting Presser Foot for 133K13 to 133K15 and 133K18 Machines ...
98464	2300	Throat Plate for 133K13 to 133K15 and 133K18 Machines ...
*98468	—	Rotating Hook Bobbin Case Retainer Spring Pad for 98423 ...
98469	2302	Lifting Presser Bar Bushing (upper) for 133K13 to 133K15 and 133K18 Machines ...

† For Two-Tone Machines the finish of these parts is Grey Metallic (Colour Code No. 728).

No.	Plate	
98470	2296	Foot Lifter Lifting Lever Connecting Rod for 103081
98473	1868	Rotating Hook Shaft Bushing (front) Oil Pad for 133K12, 133K15 and 133K17 Machines
98476	2300	Throat Plate Body, complete, Nos. 98430, 98431 and two 50123f for 133K17 Machine
98484	2081	Face Plate Thread Guard Thread Retainer for 133K12 and 133K17 Machines ...
98485	2296	Needle Bar (hollow) for 133K15 Machine ...
98486	1973	Work Plate for 98488
†98487	2087	Work Plate Bracket for 98488
98488	—	Work Plate, complete, Nos. 98486, 98487 and two 50512d, for 133K17 Machine ...

NOTE.—No. 98488 is only supplied when specified on order and at an extra charge.

98489	—	Thread Unwinder Spool Rest for 98490 ...
98490	1855	Thread Unwinder Spool Rest 98489, with 1149c and two 27623, for 98492 ...
98491	1855	Thread Unwinder Thread Guide, with 208e, for 98492
98492	1855	Thread Unwinder (for two spools of thread), complete, Nos. 98490, 98491, 202490, 225388 and three wood screws $\frac{7}{8}$ " No. 13
98498	2020	Machine Pulley, with 434c and SS432c, for 98500
98499	2020	Machine Pulley Loose Pulley for 98500 ...
98500	—	Machine Pulley, complete, Nos. 98498 and 98499 for 133K14 Machine
98501	2288	Machine Pulley End Screw Washer for 133K14 Machine
98502	2020	Driving Attachment Lever for 98511 ...
98503	2287	Driving Attachment Lever Belt Shifter with 363c, for 98511
98504	2287	Driving Attachment Lever Belt Shifter Rod for 98511
98505	2287	Driving Attachment Lever Belt Shifter Carrier, with 363c, for 98511
98506	2287	Driving Attachment Lever Bracket for 98511
98507	2287	Driving Attachment Lever Friction Pad (leather) for 98511
98508	2287	Driving Attachment Lever Spindle for 98511
98509	2287	Driving Attachment Lever Spring for 98511
98510	2287	Driving Attachment Lever Spring Plate for 98511

† For Two-Tone Machines the finish of these parts is Grey Metallic (Colour Code No. 728).

No.	Plate	
98511	—	Driving Attachment Lever, complete, Nos. 448c, SS546c, SS547c, 1517c, 50057c, 50224c, 98502 to 98510 and two 190d for 133K14 Machine
98512	—	Driving Attachment Starting Lever, complete, Nos. 39569, 91299 and 91305 for 133K14 Machine
98513	2300	Feed Dog Carrier, with 1396c, for 133K17 Machine
†98519	2287	Face Plate for 133K13 to 133K15 and 133K18 Machines
98520	2302	Face Plate Thread Eyelet Retainer for 133K13 to 133K15 and 133K18 Machines
†98523	2300	Rotating Hook Cover Plate for 98524 ...
98524	—	Rotating Hook Cover Plate, complete, Nos. 1019c, 98425 to 98427, 98523 and two 176d
*98531	—	Lifting Presser Bar Eccentric Connection Cap for 103029 and 103054
98532	2302	Lifting Presser Bar Eccentric Connection Cap Oil Pad (felt) for 103029 and 103054
98533	2303	Lifting Presser Bar Eccentric Connection Cap Oil Pad Retainer for 103029 and 103054
†*98536	—	Arm, with 56003, and five 97829, for 133K12 Machine
<i>NOTE.—Due to the accuracy required for gear alignment, Arm cannot be supplied separately and can only be sent out as a unit, Arm and Bed assembled.</i>		
98537	2302	Arm Dowel Pin for 133K12 Machine ...
98538	2297	Arm Packing Plate for 133K12 Machine ...
98539	2296	Arm Shaft (horizontal) for 133K12 Machine
98540	2297	Arm Shaft (upright) for 133K12 Machine ...
98541	2302	Arm Shaft (upright) Bushing (lower) for 133K12 Machine
†98542	2288	Arm Side Cover for 133K12 Machine ...
†98543	2288	Face Plate for 133K12 Machine
98544	2297	Lifting Presser Bar for 133K12 Machine ...
98545	2101	Lifting Presser Bar Yoke, with two 50443d for 133K12 Machine
98546	2302	Lifting Presser Bar Yoke Socket for 133K12 Machine
98547	2101	Lifting Presser Foot for 133K12 and 133K15 Machines
98548	2297	Needle Bar for 133K12 Machine

† For Two-Tone Machines the finish of these parts is Grey Metallic (Colour Code No. 728).

No.	Plate	
98549	2302	Needle Bar Bushing (upper) for 133K12 Machine
98571	2101	Tension Releasing Crank, with RR40, 98572, and two 158e, for 133K12 Machine ...
98572	—	Tension Releasing Crank Cap for 98571 ...
98573	2101	Tension Releasing Crank Lever Extension, with 141e, for 133K12 Machine ...
98574	2287	Tension Releasing Crank Lever, with 448c, for 133K12 Machine
98575	2101	Tension Releasing Crank Lever Link for 133K12 Machine
98576	2302	Tension Releasing Crank Lever Pin for 133K12 Machine
98577	2300	Throat Plate for 133K12 and 133K15 Machines
98579	2101	Bobbin Winder Tension Bracket for 98580 ..
98580	—	Bobbin Winder Tension, complete, Nos. SS521c, 1560d, 2103, 97826, 98579, two each 889c and 2102, for 97947 ...
98583	2724	Lifting Presser Bar Cushion Spring for 133K12 Machine
†98584	—	Arm, with 56003, two 97830 and five 97829 for 133K13 and 133K18 Machines ...

NOTE.—Due to the accuracy required for gear alignment, Arm cannot be supplied separately and can only be sent out as a unit, Arm and Bed assembled.

†98585	2725	Arm Side Cover for 133K13, 133K14 and 133K18 Machines
†98586	2725	Arm Side Cover Oil Reservoir for 98590 ...
98588	2724	Arm Side Cover Oil Reservoir Holder (wire) for 98590
98589	—	Arm Side Cover Oil Reservoir Wick for 98590
98590	—	Arm Side Cover Oil Reservoir, complete, Nos. 19044, 50222c, 98586, 98588, 98589 and 103083, for 133K13 and 133K14 Machines
†98591	—	Bed for 133K13 and 133K18 Machines ...

NOTE.—Due to the accuracy required for gear alignment, Bed cannot be supplied separately and can only be sent out as a unit, Arm and Bed assembled.

98592	2477	Oil Reservoir Oil Pipe Cover for 133K13 and 133K14 Machines
98593	2586	Lifting Presser Bar Shaft Bushing (back) for 133K15 Machine

† For Two-Tone Machines the finish of these parts is Grey Metallic (Colour Code No. 728).

No.	Plate	
98594	2477	Lifting Presser Bar Shaft Bushing (front) for 133K13 to 133K15 and 133K18 Machines
98595	2723	Needle Bar (hollow) for 133K13, 133K14 and 133K18 Machines
98596	2724	Needle Bar Clamp and Thread Guide, with 156f, for 133K13, 133K14 and 133K18 Machines
98597	2723	Oil Reservoir Oil Pipe for 98598
98598	—	Oil Reservoir Oil Pipe 98597, with 98599 and 98600, for 133K13 and 133K14 Machines
98599	2477	Oil Reservoir Oil Pipe Clip for 98598
98600	2477	Oil Reservoir Oil Pipe Joint for 98598
103001	2289	Rotating Hook, with 103003, 103016 and three 50383e, for 103002 and 103117
103002	—	Rotating Hook 103001, with 103006, for 133K13 and 133K14 Machines
103003	2289	Rotating Hook Base, with three SS522c, for 103001
*103004	2290	Rotating Hook Bobbin Case for 103090
103005	2290	Rotating Hook Bobbin Case 103090 with 662d, 768f, 1443f and 103013 to 103015, for 103006
103006	—	Rotating Hook Bobbin Case 103005, with 97949, for 103002 and 103020
103007	2290	Rotating Hook Bobbin Case Bobbin Retainer for 103090 and 103105
103008	2290	Rotating Hook Bobbin Case Bobbin Retainer Hinge Pin for 103090 and 103105
103009	2290	Rotating Hook Bobbin Case Bobbin Retainer Spring for 103090 and 103105
103010	2290	Rotating Hook Bobbin Case Bobbin Retainer Spring Plunger for 103090 and 103105
103011	2724	Rotating Hook Bobbin Case Position Bracket for 133K13 to 133K15 and 133K18 Machines
103012	2724	Rotating Hook Bobbin Case Retainer Position Spring
103013	2290	Rotating Hook Bobbin Case Ring (Nylon) for 103005
103014	2290	Rotating Hook Bobbin Case Ring Spring for 103005, 103106, 103118 and 103121
103015	2290	Rotating Hook Bobbin Case Tension Spring for 103005, 103106, 103118 and 103121
103016	2290	Rotating Hook Ring for 103001 and 103019

No.	Plate	
103017	2723	Rotating Hook Shaft for 133K13, 133K14 and 133K18 Machines
103018	2724	Thread Guard (side of arm) for 133K12 to 133K15 and 133K18 Machines ...
103019	2289	Rotating Hook, with 103016, 103021 and three 50383e, for 103020 and 103123 ...
103020	—	Rotating Hook 103019, with 103006, for 133K12, 133K15 and 133K17 Machines
103021	2289	Rotating Hook Base, with three SS522c, for 103019
103022	—	Machine Pulley, complete, Nos. 103034, 103036, 103037, 103041, 103044, three each SS609c, 103040 and four 51002e, for 103048
†*103023	—	Arm, with two each 56003, 97830 and six 97829, for 133K15 Machine

NOTE.—Due to the accuracy required for gear alignment, Arm cannot be supplied separately and can only be sent out as a unit, Arm and Bed assembled.

103024	2286	Arm Shaft (horizontal) for 133K15 and 133K17 Machines
103025	2477	Arm Shaft (horizontal) Bushing (intermediate) for 133K15 and 133K17 Machines ...
103026	2477	Arm Shaft (horizontal) Bushing (intermediate) Oil Pad for 133K15 and 133K17 Machines
†103027	2725	Arm Side Cover for 133K15 Machine ...
†*103028	—	Bed, with 97829, for 133K15 Machine ...

NOTE.—Due to the accuracy required for gear alignment, Bed cannot be supplied separately and can only be sent out as a unit, Arm and Bed assembled.

103029	2323	Lifting Presser Bar Eccentric Connection, with 98531 to 98533 and two 145e, for 103031
103030	2286	Lifting Presser Bar Shaft for 133K15 Machine
103031	—	Lifting Presser Bar Link Drive, complete, Nos. 98444, 98445, 98448, 103029 and three 98446, for 133K15 Machine ...
103032	2286	Rotating Hook Shaft for 133K15 and 133K17 Machines
103034	2286	Machine Pulley for 103022
103036	2286	Machine Driving Friction (leather) for 103022
103037	2286	Machine Driving Friction Clamp for 103022

† For Two-Tone Machines the finish of these parts is Grey Metallic (Colour Code No. 728).

No.	Plate	
103038	2298	Machine Driving Friction Clamp Operating Washer for 103048
103039	2299	Machine Driving Friction Clamp Operating Washer Incline Lever for 103048 ...
103040	2298	Machine Driving Friction Clamp Spring for 103022
103041	2286	Machine Driving Friction Position Plate for 103022
103042	2299	Machine Starting Lever for 103048 ...
103043	2299	Machine Starting Lever Pitman Rod for 103048
103044	2323	Machine Stop Cam, with SS610c, 103045 and two 1401c, for 103022
103045	2299	Machine Stop Cam Friction Ring (leather) for 103044
103046	2299	Machine Stop Motion Bracket for 103048 ...
103047	2299	Machine Stop Motion Bracket Seating for 103048
103048	—	Machine Stop Motion, complete, Nos. SS547c, SS608d, 50632e, 87572, 103022, 103038, 103039, 103042, 103043, 103046, 103047, 103092, 200219d, 200258d, 201522e, 201611d, 204745, 206628, 223016, 227227 and 227576, for 133K12 Machine ...
103049	2725	Bobbin Winder Base, with 449c, for 97947 ...
103050	2725	Bobbin Winder Support Bracket for 97947 ...
*103052	—	Arm, with 56003, two 97830 and five 97829, for 133K14 Machine

NOTE.—Due to the accuracy required for gear alignment, Arm cannot be supplied separately and can only be sent out as a unit, Arm and Bed assembled.

*103053 — Bed for 133K14 Machine

NOTE.—Due to the accuracy required for gear alignment, Bed cannot be supplied separately and can only be sent out as a unit, Arm and Bed assembled.

103054	2323	Lifting Presser Bar Eccentric Connection with 98531 to 98533 and two 145e, for 103084
103055	2724	Rotating Hook Bobbin Case Position Bracket for 133K12, 133K15 and 133K17 Machines
103064	2286	Feed Lifting Rock Shaft for 133K17 Machine
103065	2323	Feed Rock Shaft 103093 with 92646 and 103094, for 133K17 Machine

No.	Plate			
†*103077	—	Arm, with two 56003 and three 97829, for 133K17 Machine

NOTE.—Due to the accuracy required for gear alignment, Arm cannot be supplied separately and can only be sent out as a unit, Arm and Bed assembled.

†*103078	—	Bed for 133K17 Machine
----------	---	------------------------	-----	-----

NOTE.—Due to the accuracy required for gear alignment, Bed cannot be supplied separately and can only be sent out as a unit, Arm and Bed assembled.

103079	2286	Foot Lifter Lifting Lever, with 448c, for 103087
103080	2286	Foot Lifter Lifting Lever Spring for 103081		
103081	—	Foot Lifter, complete, Nos. 76d, 100d, 694d, 1115d, 1521e, 12416, 97768, 97786, 98470, 103080 and 103087, for 133K17 Machine		
103083	2477	Arm Side Cover Oil Reservoir Cover and Knob for 98590
103084	—	Lifting Presser Bar Link Drive, complete, Nos. 98444, 98445, 98448, 103054 and three 98446, for 133K13, 133K14 and 133K18 Machines
103085	2286	Foot Lifter Lifting Lever Extension for 103087
103087	—	Foot Lifter Lifting Lever 103079, with 97723, 103085 and two 161r, for 103081
103090	—	Rotating Hook Bobbin Case 103004 with 103007 to 103010, for 103005 and 103118		
103091	2477	Arm Shaft (horizontal) Flanged Bushing (back) for 103092
103092	2477	Arm Shaft (horizontal) Flanged Bushing (back) 103091 with 52198 and 97924, for 103048
103093	—	Feed Rock Shaft for 103065
103094	—	Feed Dog Carrier Link Lever for 103065
103095	2586	Lifting Presser Bar Lifting Collar Cushion (bakelite) for 133K13 to 133K15 and 133K18 Machines
103095	2586	Lifting Presser Bar Spring Sleeve Cushion (bakelite) for 133K13 to 133K15 and 133K18 Machines
103096	2584	Oiler (sight feed) for 103100

† For Two-Tone Machines the finish of these parts
is Grey Metallic (Colour Code No. 728).

No.	Plate	
103097	2584	Oiler Bracket with 443al and two 1186c for 103100
103098	2584	Oiler Coupling for 103100
103099	2584	Oiler Pipe for 103100
103100	2584	Oiler, complete, Nos. 103096 to 103099, for 133K18 Machine
103101	2585	Rotating Hook with 103103, 103109 and three 50383e for 103102 and 103120 ...
103102	—	Rotating Hook 103101 with 103107 for 133K18 Machine
103103	2585	Rotating Hook Base with three SS522c for 103101
*103104	2585	Rotating Hook Bobbin Case for 103105 ...
103105	—	Rotating Hook Bobbin Case 103104 with 103007 to 103010 for 103106 and 103121
103106	2586	Rotating Hook Bobbin Case 103105 with 662d, 768f, 1443f, 103014, 103015 and 103108, for 103107
103107	—	Rotating Hook Bobbin Case 103106 with 97949, for 103102
103108	2586	Rotating Hook Bobbin Case Ring (Nylon) for 103106
103109	2585	Rotating Hook Ring for 103101
103110	2586	Rotating Hook Shaft Bushing (front) for 133K18 Machine
103111	2296	Lifting Presser Bar Shaft for 133K13, 133K14 and 133K18 Machines
103112	2477	Lifting Presser Bar Shaft Bushing (back) for 133K13, 133K14, and 133K18 Machines
103113	—	Machine Pulley, 'V' belt groove (diam. of belt groove $4\frac{45}{16}$ ") with two 434c for 133K13, 133K15, 133K17 and 133K18 Machines
103115	—	Rotating Hook Bobbin Case Ring (Steel) for 103118
103116	—	Rotating Hook Bobbin Case Ring (Steel) for 103121
103117	—	Rotating Hook 103001 with 103119 for 133K13 and 133K14 Machines... ..
103118	—	Rotating Hook Bobbin Case 103090 with 662d, 768f, 1443f, 103014, 103015 and 103115 for 103119
103119	—	Rotating Hook Bobbin Case 103118 with 97949 for 103117 and 103123
103120	—	Rotating Hook 103101 with 103122 for 133K18 Machine

No.	Plate	
103121	—	Rotating Hook Bobbin Case 103105 with 662d, 768f, 1443f, 103014, 103015 and 103116 for 103122
103122	—	Rotating Hook Bobbin Case 103121 with 97949 for 103120
103123	—	Rotating Hook 103019 with 103119 for 133K12, 133K15 and 133K17 Machines ...
104196	—	Bobbin Winder Pulley with 200380c for 97953
120342	1600	Oiler (Accessories)
125044	2081	Bobbin Winder Frame Oil Pad for 97944, 97945 and 97947
161295	—	Screw Driver (small) (Accessories)
200056e	2435	Bobbin Winder Stop Latch Screw for 97948 and 97953
200082d	2315	Bobbin Winder Tension Bracket Screw for 97948 and 97953
200113f	2309	Machine Starting Lever Pitman Rod Spring Collar Set Screw for 227227
200122h	2309	Machine Stop Cam Slide Spring Screw for 223016
200219d	2309	Machine Starting Lever Hinge Screw for 103048
200249f	2309	Machine Stop Cam Slide Hinge Screw for 223016
200258d	2309	Machine Stop Cam Slide Lever Hinge Screw for 103048
200299h	2435	Bobbin Winder Stop Latch Trip Lever Hinge Screw for 97948 and 97953
200380c	2435	Bobbin Winder Pulley Set Screw for 104196 and 202473
200383c	2308	Thread Unwinder Spool Rest Rod Set Screw for 202490
200530c	2309	Machine Starting Lever Pitman Rod Clamp Set Screw for 204126
200991f	2309	Machine Stop Cam Slide Lever Roller Screw Stud for 223016
201230e	2309	Machine Incline Lever Position Screw for 204745
201499b	2315	Bobbin Winder Tension Stud for 225461 ...
201522e	2309	Machine Stop Cam Slide Lever Hinge Screw Nut for 103048
201525e	2309	Machine Stop Cam Slide Hinge Screw Nut for 223016
201525e	2309	Machine Stop Cam Slide Lever Roller Screw Stud Nut for 223016

No.	Plate	
201537c	2309	Machine Incline Lever Position Screw Check Nut for 204745
201572b	2315	Bobbin Winder Tension Stud Thumb Nut for 225462
201611d	2309	Machine Starting Lever Hinge Screw Nut for 103048
201822	2298	Machine Stop Cam Slide Lever Roller for 223016
†202247	2726	Arm Top Cover
202248	2306	Arm Top Cover Screw Washer
202277	—	Bobbin Winder Frame Oil Packing (wick) for 225453
202473	2434	Bobbin Winder Pulley, with 200380c, for 97948
202478	2435	Bobbin Winder Stop Latch Trip Lever for 97948 and 97953
202490	1855	Thread Unwinder Spool Stand, with 200383c, for 98492
204126	—	Machine Starting Lever Pitman Rod Clamp, with two 200530c, for 227576
204745	2299	Machine Incline Lever, with 201230c and 201537c, for 103048
206628	2298	Machine Starting Lever Pitman Rod Spring for 103048
213161	2727	Feed Regulating Lever, with 213657, for 133K17 Machine
213655	1970	Feed Eccentric Friction Spring Washer for 133K17 Machine
213657	2727	Feed Regulating Lever Spring Pin for 213161
223013	2298	Machine Stop Cam Slide for 223016 ...
223014	2298	Machine Stop Cam Slide Spring for 223016 ...
223015	2299	Machine Stop Cam Slide Lever for 223016 ...
223016	—	Machine Stop Cam Slide Lever 223015, with 200122h, 200249f, 200991f, 201822, 223013, 223014 and two 201525e, for 103048
225388	1855	Thread Unwinder Spool Rest Rod for 98492
225433	2434	Bobbin Winder and Tension Bracket Base for 97948 and 97953
225453	2435	Bobbin Winder Frame, with 202277 and 259660, for 97948 and 97953
225454	2435	Bobbin Winder Frame Hinge Pin for 97948 and 97953

† For Two-Tone Machines the finish of these parts is Grey Metallic (Colour Code No. 728).

No.	Plate	
225455	2435	Bobbin Winder Frame Spring for 97948 and 97953
225456	2435	Bobbin Winder Frame Spring Plunger for 97948 and 97953
225458	2435	Bobbin Winder Stop Latch Thumb Lever for 97948 and 97953
225459	2435	Bobbin Winder Stop Latch Thumb Lever Hinge Stud for 97948 and 97953 ...
225459	2435	Bobbin Winder Stop Latch Thumb Lever Joint Stud for 97948 and 97953 ...
225461	2315	Bobbin Winder Tension Bracket, with, 201499b, for 225462
225462	—	Bobbin Winder Tension Bracket, complete, Nos. 13710, 201572b, 225461 and two 2102, for 97948 and 97953
227227	2298	Machine Starting Lever Pitman Rod Spring Collar, with 200113f, for 103048 ...
227316	—	Machine Starting Lever Pitman Rod Clamp Hook for 227576
227576	2298	Machine Starting Lever Pitman Rod Clamp Hook 227316, with 204126, for 103048 ...
228026	2435	Bobbin Winder Tension Bracket Screw Washer for 97948 and 97953
250519	2304	Thread Lubricating Cup Oil Pad (felt) for 97770
259660	2435	Bobbin Winder Frame Oil Well Washer for 225453

